



V.E.T. FIRST GRADE COLLEGE

(Permanently Affiliate to Bengaluru Central University,
Listed U/s 2(f) & 12(B) of UGC Act)
#18, 14th Main, 2nd Phase J.P. Nagar, Bengaluru – 560078.

"FACULTY FEEDBACK ANALYSIS REPORT – ACADEMIC YEAR 2018-2019"

2019-20

Feedback serves as a reminder of when grading and feedback are required, distributing the accountability amongst the faculty. It outlines the stages of learner and teacher engagement throughout the duration of the course. 23 Feedbacks were analysed as follows:

1. Studies ensures the relevance of the programmes offered?

35% of the faculty **strongly agree** that the studies offered are relevant programmes, 65% of the faculty **agree** that the studies offered are relevant programmes and none of them were **neutral, disagree and strongly disagree** that the studies offered are relevance programmes.

2. Weightage in curriculum design and development given to employment?

30% of the faculty **strongly agree** that there is weightage in curriculum design and development given to employment, 70% of the faculty **agree** that there is weightage in curriculum design and development given to employment and none of them were **neutral, disagree and strongly disagree** that there is weightage in curriculum design and development given to employment.

3. Curriculum has been updated periodically?

61% of the faculty **strongly agree** that the curriculum has been updated periodically, 30% of the faculty **agree** that the curriculum has been updated periodically, 9% of the faculty **neutrally indicated** that the curriculum has been updated periodically and none of them **disagree and strongly disagree** that the curriculum has been updated periodically.

4. The meritorious students are encouraged with add on programs?

70% of the faculty **strongly agree** that the meritorious students are encouraged with add on programs, 26% of the faculty **agree** that the meritorious students are encouraged with add on programs, 4% of the faculty **neutrally indicated** that the meritorious students are encouraged with add on programs and none of them **disagree and strongly disagree** that the meritorious students are encouraged with add on programs.

5. *Academically weak students encouraged with remedial classes?*

61% of the faculty **strongly agree** that the academically weak students encouraged with remedial classes, 30% of the faculty **agree** that the academically weak students encouraged with remedial classes, 9% of the faculty **neutrally indicated** that the academically weak students encouraged with remedial classes and none of them **disagree and strongly disagree** that the academically weak students encouraged with remedial classes.

6. *Calendar of events followed?*

48% of the faculty **strongly agree** that the calendar of events followed, 48% of the faculty **agree** that the calendar of events followed, 4% of the faculty **neutrally indicated** that the calendar of events followed and none of them **disagree and strongly disagree** that the calendar of events followed.

7. *Library is given preference?*

61% of the faculty **strongly agree** that the library is given preference, 39% of the faculty **agree** that the library is given preference, and none of them were **neutral, disagree and strongly disagree** the library is given preference.

8. *The Professors are supported with learning resources and teaching aids?*

61% of the faculty **strongly agree** that the Professors are supported with learning resources and teaching aids, 39% of the faculty **agree** that the Professors are supported with learning resources and teaching aids and none of them were **neutral, disagree and strongly disagree** the Professors are supported with learning resources and teaching aids.

9. *The Professors are encouraged to carry out research activities?*

70% of the faculty **strongly agree** that the Professors are encouraged to carry out research activities, 30% of the faculty **agree** that the Professors are encouraged to carry out research activities and none of them were **neutral, disagree and strongly disagree** the Professors are encouraged to carry out research activities.

10. *The Professors are encouraged to organize and participate in academic activities like seminars / workshops / symposium / conference?*

83% of the faculty **strongly agree** that the Professors are encouraged to organize and participate in academic activities like seminars / workshops / symposium / conference, 17%

of the faculty **agree** that the Professors are encouraged to organize and participate in academic activities like seminars / workshops /symposium / conference and none of them were **neutral, disagree and strongly disagree** the Professors are encouraged to organize and participate in academic activities like seminars / workshops /symposium / conference.

11. *The Professors are encouraged to undertake extension service programs?*

48% of the faculty **strongly agree** that the Professors are encouraged to undertake extension service programs, 44% of the faculty **agree** that the Professors are encouraged to undertake extension service programs, 8% of the faculty **neutrally indicated** the Professors are encouraged to undertake extension service programs and none of them **disagree and strongly disagree** that the Professors are encouraged to undertake extension service programs.

12. *The service of the Professors is recognized?*

17% of the faculty **strongly agree** that the Professors service are recognized, 78% of the faculty **agree** that the Professors service are recognized, 5% of the faculty **neutrally indicated** the Professors service are recognized and none of them **disagree and strongly disagree** that the Professors service are recognized.

13. *The examination and evaluation process are promptly followed?*

74% of the faculty **strongly agree** that the examination and evaluation process are promptly followed, 26% of the faculty **agree** that the examination and evaluation process are promptly followed and none of them were **neutral, disagree and strongly disagree** the examination and evaluation process are promptly followed.

14. *Facilities available & infrastructure for learning environment are adequate classrooms, amenity, etc.?*

48% of the faculty **strongly agree** that the facilities available & infrastructure for learning environment are adequate classrooms, amenity, etc., 52% of the faculty **agree** that the facilities available & infrastructure for learning environment are adequate classrooms, amenity, etc., and none of them were **neutral, disagree and strongly disagree** the facilities available & infrastructure for learning environment are adequate classrooms, amenity, etc.

15. *The laboratories are well equipped?*

30% of the faculty **strongly agree** that the laboratories are well equipped, 61% of the faculty **agree** that the laboratories are well equipped, 9% of the faculty **neutrally indicated** the laboratories are well equipped and none of them **disagree and strongly disagree** that the laboratories are well equipped.

16. *The administration is ready accessible?*

48% of the faculty **strongly agree** that the administration is ready accessible, 48% of the faculty **agree** that the administration is ready accessible, 4% of the faculty **neutrally indicated** that the administration is ready accessible and none of them **disagree and strongly disagree** that the administration is ready accessible.

17. *The quality initiatives taken up to match above the curriculum?*

30% of the faculty **strongly agree** that the quality initiatives taken up to match above the curriculum, 65% of the faculty **agree** that the quality initiatives taken up to match above the curriculum, 5% of the faculty **neutrally indicated** that the quality initiatives taken up to match above the curriculum and none of them **disagree and strongly disagree** that the quality initiatives taken up to match above the curriculum.

18. *The faculty members are given freedom to express their opinions?*

35% of the faculty **strongly agree** that the faculty members are given freedom to express their opinions, 61% of the faculty **agree** that the faculty members are given freedom to express their opinions, 4% of the faculty **neutrally indicated** that the faculty members are given freedom to express their opinions and none of them **disagree and strongly disagree** that the faculty members are given freedom to express their opinions.

19. *The IQAC functions regularly to promote the quality of the Institution?*

44% of the faculty **strongly agree** that the IQAC functions regularly to promote the quality of the Institution, 52% of the faculty **agree** that the IQAC functions regularly to promote the quality of the Institution, 4% of the faculty **neutrally indicated** that the IQAC functions regularly to promote the quality of the Institution and none of them **disagree and strongly disagree** that the IQAC functions regularly to promote the quality of the Institution.

20. *The Institution is providing adequate opportunities and support to the faculty and their family?*

48% of the faculty **strongly agree** that the Institution is providing adequate opportunities and support to the faculty and their family, 48% of the faculty **agree** that the Institution is

providing adequate opportunities and support to the faculty and their family, 4% of the faculty **neutrally indicated that** the Institution is providing adequate opportunities and support to the faculty and their family and none of them **disagree and strongly disagree** that the Institution is providing adequate opportunities and support to the faculty and their family.

The evidence of the effectiveness of this practice can be easily measured through the standard course evaluation performed throughout the academic year.

DIAGRAMMATIC REPRESENTATION

Designation
23 responses



● Principal/Academic Director
● Vice Principal/Coordinator
● Assistant Professor
● Lecturer

Department
22 responses



● B.Com
● B.Sc
● BCA
● BBA
● M.Com
● Language/HI Department

1. Studies Ensure the Relevance of the Programmes offered
22 responses



● Strongly Agree
● Agree
● Neutral
● Disagree
● Strongly Disagree

2. Weightage in Curriculum design and Development given to Employment
23 responses



● Strongly Agree
● Agree
● Neutral
● Disagree
● Strongly Disagree

3. Curriculum has been updated Periodically
21 responses



● Strongly Agree
● Agree
● Neutral
● Disagree
● Strongly Disagree

4. The Meritorious Students are encouraged with Add on Programs
22 responses




● Strongly Agree
● Agree
● Neutral
● Disagree
● Strongly Disagree

5. Academically weak Students encouraged with Remedial Classes
20 responses



6. Calendar of Events Followed
23 responses



7. Library is given Preference
23 responses



8. The Professors are supported with learning resources and teaching aids.
23 responses



9. The Professors are encouraged to carry out research activities.
23 responses



10. The Professor are encouraged to organise and participate in academic activities like Seminars/Workshops/Symposium/Conference
23 responses




11. The Professors are encouraged to undertake extension service Programs
23 responses




12. The Service of the Professors is Recognized
23 responses



13. The Examination and Evaluation Process are Promptly followed
23 responses



14. Facilities available & infrastructure for learning environment are adequate Classrooms, Amenity Etc.
23 responses



15. The Laboratories are well equipped
23 responses



● Strongly agree
● Agree
● Neutral
● Disagree
● Strongly disagree

16. The Administration is readily accessible
23 responses



● Strongly agree
● Agree
● Neutral
● Disagree
● Strongly disagree

17. The Quality Initiatives taken up to match above the Curriculum
23 responses




● Strongly Agree
● Agree
● Neutral
● Disagree
● Strongly disagree

18. The Faculty members are given freedom to express their opinions
23 responses



● Strongly agree
● Agree
● Neutral
● Disagree
● Strongly disagree

19. The IQAC functions regularly to promote the quality of the Institution
23 responses



● Strongly agree
● Agree
● Neutral
● Disagree
● Strongly disagree

20. The Institution is Providing adequate opportunities and Support to the Faculty and their family members
23 responses



● Strongly agree
● Agree
● Neutral
● Disagree
● Strongly disagree

Prepared by,

B. N. Sathyabhama

Dr. B. N. Sathya Bhama

Associate Professor

Department of Commerce & Management
VETFGC

P. H. S.
Principal
V.E.T. FIRST GRADE COLLEGE
J.P. Nagar, Bangalore - 560 078



V.E.T. FIRST GRADE COLLEGE

(Permanently Affiliate to Bengaluru Central University,

Listed U/s 2(f) & 12(B) of UGC Act)

#18, 14th Main, 2nd Phase J.P. Nagar, Bengaluru – 560078.

Teachers' Online Classes - Feedback Analysis Report

Academic year 2019-2020

Feedback is information given to the learner or teacher about the learner's performance relative to learning goals or outcomes. It should aim towards (and be capable of producing) improvements in students' learning.

Questions asked to the teaching faculty in the survey about online classes during Covid-19 pandemic period:

1. Was this the first time you conducted online classes?

83% of them answered that it was their **first time** they were conducting online classes and remaining 17% agreed that they had already taken online classes before.

2. If yes, how was your experience of teaching online?

61% informed that they had '**Good learning experience**' during online classes, 17% of them told they had '**Quite Challenging**', 9% of them agreed that they '**Took time to adapt**' and remaining 13% accepted that they '**Enjoyed the experience**' of online teaching during COVID period.

3. What were the platforms you used for teaching online?

78% of them used '**Zoom**' as platform for online teaching, 17% used '**Both**', 0% used **Cisco Webex** and 4% used '**others**' as their platform for online teaching.

4. What were the tools used by you while teaching online?

78% of them used '**Microsoft PowerPoint Presentation**', 70% of them used '**Microsoft Word**', 26% of them used '**Microsoft Excel Worksheet**', '**Whiteboard**' each and 39% of them used '**Videos**' as tools while teaching online.

5. *Did you face any problems during online classes?*

78% of them indicated that they faced **problems** during online classes and remaining 22% did not face problems during online classes.

6. *What kind of problems did you face during online classes?*

91% of the teachers faced '**network issues**', 44% of them faced '**Audio and Video problems**', 17% of them faced '**Intrusion problems (unauthorized students entering the classes)**', 22% of them faced '**Disturbance from students**' and 4% of them faced '**none of the above**' as one of the kind of problems during online classes.

7. *How long did it take to adapt to the new normal of online classes?*

52% of them took '**1-2 days**', 39% of them took '**3-4 days**', 5% of them took '**5-6 days**' and 4% of them took '**more than a week**' to adopt to the new normal of online classes.

8. *Did you enjoy online teaching?*

91% of them indicated that they '**enjoyed**' and remaining 9% of them stated that they did not enjoy online teaching.

9. *How satisfied are you with the portions covered online?*

5% indicated that they are '**highly satisfied**', 65% stated that they are '**satisfied**' and 30% of them informed that they were '**neutral**' about the portions covered online.

10. *Which mode of teaching would you prefer going forward?*

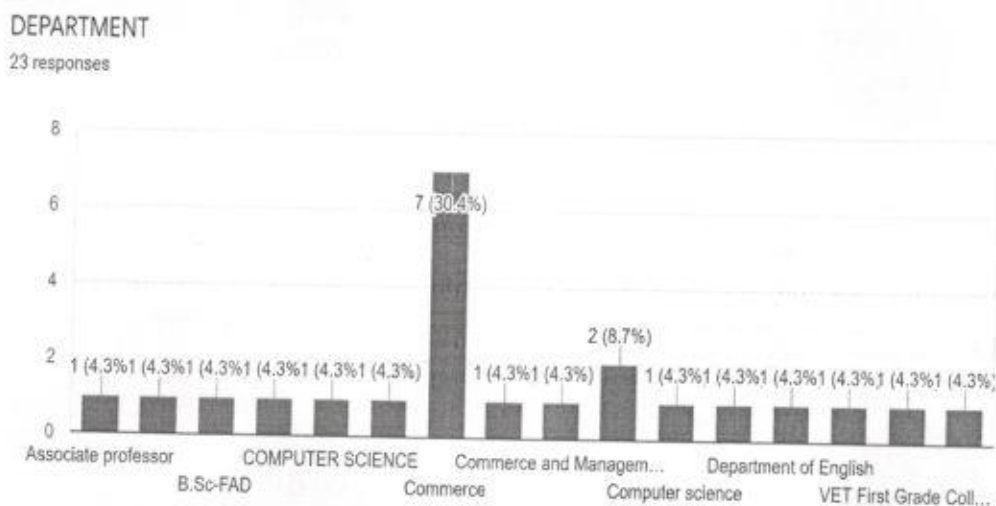
13% of them preferred '**online**', 52% of them preferred '**Blend of them**' and 35% of them preferred '**offline**' mode of teaching.

Suggestions projected by the teachers to make online classes more effective were:

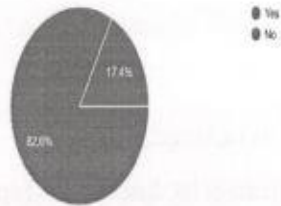
- i. Providing efficient web apps to conduct online class,
- ii. Using a good platform with all security features so that the security aspect is not breached,
- iii. Provide high speed uninterrupted network,
- iv. Wi-fi connection to be provided & strengthen teaching in college,
- v. Wi-fi campus, 3 laptops for each department and training to know in-depth about the tools, facilities in soft teams,
- vi. Internet accessibility without getting affected by health,
- vii. Provide with Wi-fi facility for overcoming network problem,
- viii. Students can switch on their videos while solving problems in the class for practical subjects, and
- ix. Add more interactive sessions and create groups and make break-out sessions.

Overall impact of 23 feedbacks of the teaching fraternity indicated that majority of teachers were at the right path of dynamics of the institution. This also indicate that the institution has to inculcate suggestions by the teachers to maintain the growth and glory to uphold the stakeholders.


Diagrammatic Representation



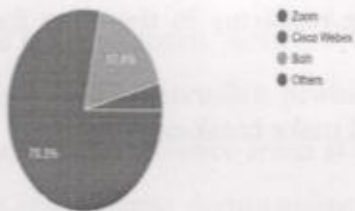
1. Was this the first time you conducted online classes?
23 responses




2. If Yes, How was your experience of teaching online?
23 responses



3. What were the platforms you used for teaching online
23 responses




4. What were the tools used by you while teaching online? (you can select more than 1 option)
23 responses



5. Did you face any problems during online classes?
23 responses



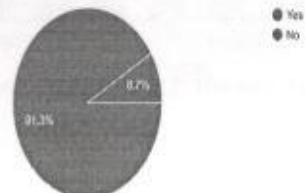
6. What kind of problems did you face during online classes? (you can choose multiple options)
23 responses



7. How long did it take to adapt to the new normal of online classes?
23 responses



8. Did you enjoy online teaching?
23 responses



9. How satisfied are you with the portions covered online?

23 responses



- Highly satisfied
- Satisfied
- Neutral
- Dissatisfied
- Highly dissatisfied

10. Which mode of teaching would you prefer going forward?

23 responses



- Online
- Offline
- Blend of both

Prepared by,

B. N. Sathya Bhama
Dr. B. N. Sathya Bhama

Associate Professor

Department of Commerce & Management

VETFGC

P. H. S.
Principal

V.E.T. FIRST GRADE COLLEGE
J.P. Nagar, Bangalore - 560 078



V.E.T. FIRST GRADE COLLEGE

(Permanently Affiliate to Bengaluru Central University,

Listed U/s 2(f) & 12(B) of UGC Act)

#18, 14th Main, 2nd Phase J.P. Nagar, Bengaluru – 560078.

Teachers' Online Classes - Feedback Analysis Report

Academic year 2019-2020

Feedback is information given to the learner or teacher about the learner's performance relative to learning goals or outcomes. It should aim towards (and be capable of producing) improvements in students' learning.

Questions asked to the teaching faculty in the survey about online classes during Covid-19 pandemic period:

1. Was this the first time you conducted online classes?

83% of them answered that it was their **first time** they were conducting online classes and remaining 17% agreed that they had already taken online classes before.

2. If yes, how was your experience of teaching online?

61% informed that they had '**Good learning experience**' during online classes, 17% of them told they had '**Quite Challenging**', 9% of them agreed that they '**Took time to adapt**' and remaining 13% accepted that they '**Enjoyed the experience**' of online teaching during COVID period.

3. What were the platforms you used for teaching online?

78% of them used '**Zoom**' as platform for online teaching, 17% used '**Both**', 0% used **Cisco Webex** and 4% used '**others**' as their platform for online teaching.

4. What were the tools used by you while teaching online?

78% of them used '**Microsoft PowerPoint Presentation**', 70% of them used '**Microsoft Word**', 26% of them used '**Microsoft Excel Worksheet**', '**Whiteboard**' each and 39% of them used '**Videos**' as tools while teaching online.

5. *Did you face any problems during online classes?*

78% of them indicated that they faced **problems** during online classes and remaining 22% did not face problems during online classes.

6. *What kind of problems did you face during online classes?*

91% of the teachers faced '**network issues**', 44% of them faced '**Audio and Video problems**', 17% of them faced '**Intrusion problems (unauthorized students entering the classes)**', 22% of them faced '**Disturbance from students**' and 4% of them faced '**none of the above**' as one of the kind of problems during online classes.

7. *How long did it take to adapt to the new normal of online classes?*

52% of them took '**1-2 days**', 39% of them took '**3-4 days**', 5% of them took '**5-6 days**' and 4% of them took '**more than a week**' to adopt to the new normal of online classes.

8. *Did you enjoy online teaching?*

91% of them indicated that they '**enjoyed**' and remaining 9% of them stated that they did not enjoy online teaching.

9. *How satisfied are you with the portions covered online?*

5% indicated that they are '**highly satisfied**', 65% stated that they are '**satisfied**' and 30% of them informed that they were '**neutral**' about the portions covered online.

10. *Which mode of teaching would you prefer going forward?*

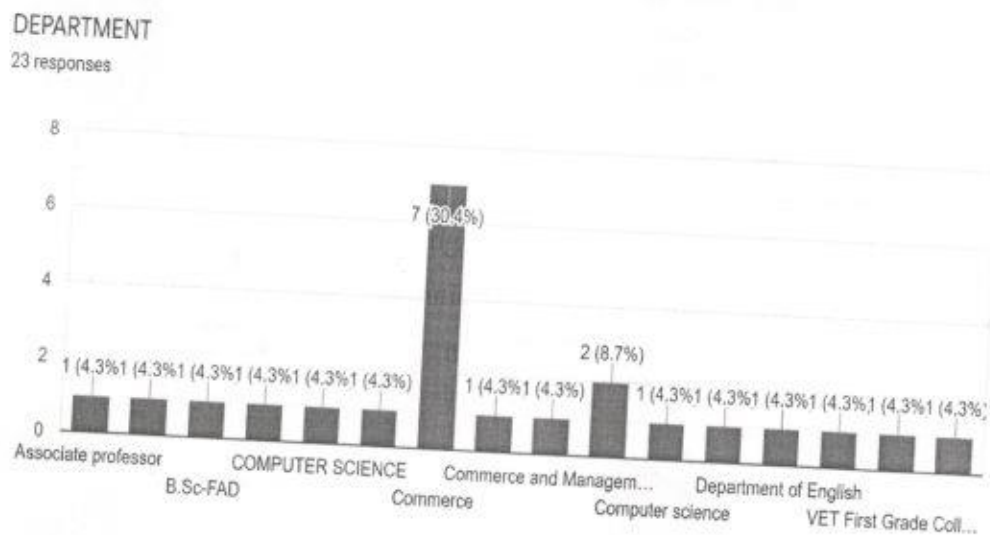
13% of them preferred '**online**', 52% of them preferred '**Blend of them**' and 35% of them preferred '**offline**' mode of teaching.

Suggestions projected by the teachers to make online classes more effective were:

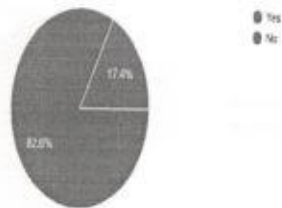
- i. Providing efficient web apps to conduct online class,
- ii. Using a good platform with all security features so that the security aspect is not breached,
- iii. Provide high speed uninterrupted network,
- iv. Wi-fi connection to be provided & strengthen teaching in college,
- v. Wi-fi campus, 3 laptops for each department and training to know in-depth about the tools, facilities in soft teams,
- vi. Internet accessibility without getting affected by health,
- vii. Provide with Wi-fi facility for overcoming network problem,
- viii. Students can switch on their videos while solving problems in the class for practical subjects, and
- ix. Add more interactive sessions and create groups and make break-out sessions.

Overall impact of 23 feedbacks of the teaching fraternity indicated that majority of teachers were at the right path of dynamics of the institution. This also indicate that the institution has to inculcate suggestions by the teachers to maintain the growth and glory to uphold the stakeholders.

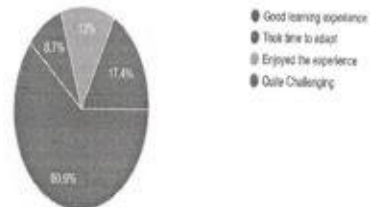
Diagrammatic Representation



1. Was this the first time you conducted online classes?
23 responses




2. If Yes, How was your experience of teaching online?
23 responses



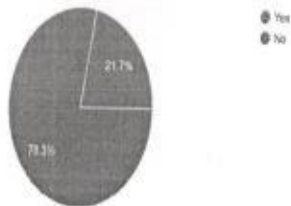
3. What were the platforms you used for teaching online?
23 responses




4. What were the tools used by you while teaching online? (you can select more than 1 option)
23 responses



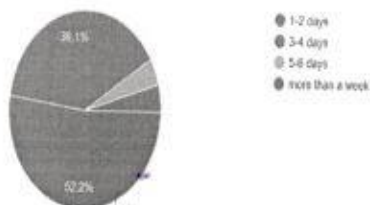
5. Did you face any problems during online classes?
23 responses




6. What kind of problems did you face during online classes? (you can choose multiple options)
23 responses




7. How long did it take to adapt to the new normal of online classes?
23 responses



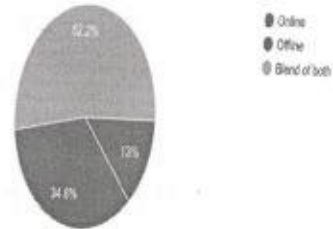
8. Did you enjoy online teaching?
23 responses



9. How satisfied are you with the portions covered online?
23 responses



10. Which mode of teaching would you prefer going forward?
23 responses



Prepared by,

B. N. Sathya Bhama
Dr. B. N. Sathya Bhama

Associate Professor
Department of Commerce & Management
VETFGC

P. Sathya
Principal
V.E.T. FIRST GRADE COLLEGE
J.P. Nagar, Bangalore - 560 078



Vasavi Educational Trust

V.E.T. FIRST GRADE COLLEGE

[Permanently Affiliated to Bengaluru City University,
Recognised U/s 2(f) & 12(B) of UGC Act] & Accredited by NAAC
#18, 14th Main, 2nd Phase J.P. Nagar, Bengaluru – 560078

STUDENTS' ONLINE CLASSES - FEEDBACK ANALYSIS REPORT **ACADEMIC YEAR 2019-2020**

Effective feedback guides students to adapt and adjust their learning strategies. Guides teachers to adapt and adjust teaching to accommodate students' learning needs. Guides students to become independent and self-reflective learners, and better critics of their own work.

Questions asked to the students in the survey about online classes during Covid-19 pandemic period and 166 responses were received:

1. *Have you attended online classes?*

91% of students answered that they had attended online classes and remaining 9% agreed that they had not attended online classes before.

If no, why?

33% of students informed that they had no internet connection, 14% informed that they were affected by timing issues and 53% informed of students informed that they had other issues as the reasons for not attending online classes out of 51 responses.

2. *Was the syllabus completed?*

58% students agreed that their syllabus was completed and remaining 42% informed that their syllabus was not completed.

3. *Did you understand the concepts taught online classes?*

60% of students stated that they understood the concepts taught and 40% of them informed that they did not understand the concept taught during online classes.

4. *How would you rate the online classes?*

1% of students rated online classes as excellent, 14% of students rated very good, 54% of students rated good, 27% of students rated not good and 4% of students rated poor.

5. Was sufficient material provided for the class?

69% of the students indicated that they sufficient material were provided for the online classes and remaining 31% of them stated that subject material was not sufficiently provided for online classes.

6. What were the problems you faced during online classes?

85% of the students indicated that network issues, 48% of the students indicated that poor audio and video and understanding issues, 17% of the students indicated that timing issues, 7% of the students indicated that non-availability of proper gadget, 5% of the students indicated others issues, and remaining 5% of the students indicated that no problem at all.

7. Were you evaluated after online classes?

70% of the students stated they were evaluated after online classes and remaining 30% informed that they were not evaluated after online classes.

If yes, how were you evaluated?

39% of the students indicated that they were evaluated both online and offline tests, 27% of them stated that they were not evaluated (none), 25% of them informed that they were evaluated through objective test in google form and 10% of them informed that only theory test used as evaluation method.

8. Did the online classes help you to write your exams effectively?

34% of the students indicated that they agree that online classes helped them to write their exams effectively, 42% of them did not agree, 2% of them stated that question was not applicable and 22% did not commented on the question.

9. How satisfied are you with the classes taken online?

2% of the students stated very satisfied, 34% of the students stated satisfied, 39% of the students were neutral, 19% of the students stated they were dissatisfied and 6% of the students stated they were very dissatisfied about the online classes.

10. Which mode of teaching method you prefer?

78% of the students stated offline, 18% of the students stated blended (both online and offline) and 4% of the students stated online mode of teaching method are preferred.

Like the flexibility component, majority students adjusted and prefer online learning to traditional teaching because they can work at their own pace. In an

online class environment, it is understood that not all students learn the same way or at the same speed, giving you the freedom to speed up or slow down as needed. Research has shown that students in online learning performed better than those received face-to-face instruction but must be done right.

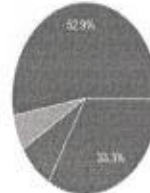
DIAGRAMMATIC REPRESENTATION

1. Have you attended online classes?
166 responses



● Yes
● No

If no why
51 responses



● No internet connection
● Timing issues
● Non-availability of gadget
● Others (please specify)

2. Was the syllabus completed?
166 responses



● Yes
● No

3. Did you understand the concepts taught through online classes?
166 responses



● Yes
● No

4. How would you rate the online classes?
166 responses



● Excellent
● Very good
● Good
● Not good
● Poor

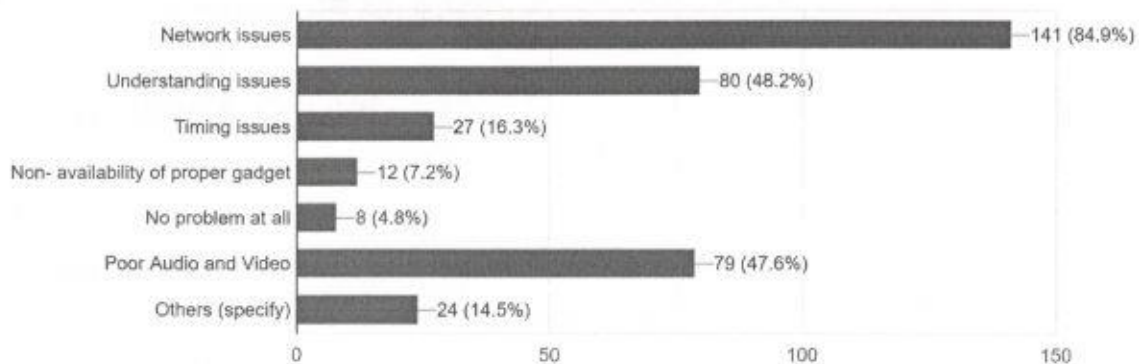
5. Was sufficient material provided for the class?
166 responses



● Yes
● No

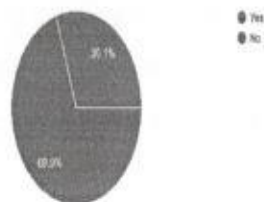
6. What were the problems you faced during online classes? (you can select more than one option)

166 responses



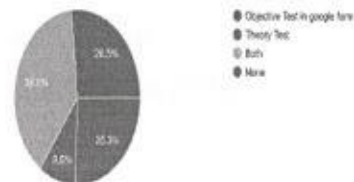
7. Were you evaluated after online classes?

166 responses



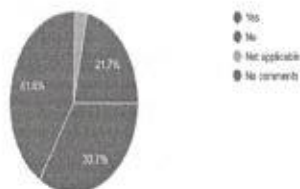
If yes how were you evaluated?

166 responses



8. Did the online classes help you to write your exams effectively?

166 responses



9. How satisfied are you with the classes taken online?

166 responses



10. Which mode of teaching method you prefer?

166 responses



P. Thil
PRINCIPAL

V.E.T. FIRST GRADE COLLEGE
J.P. Nagar, Bangalore - 560 078

V.E.T FIRST GRADE COLLEGE

(Permanently Affiliate to Bengaluru Central University, Listed U/s 2(f) & 12(B) of UGC Act)

#18, 14th Main, 2nd Phase J.P. Nagar, Bengaluru – 560078

ALUMNI FEEDBACK ANALYSIS 2019-20

According to feedback, 33.3% were B.Com Alumni, 30.3% of respondents were B.Sc. Fad Alumni, 25.5% were M.Com Alumni, 5.9% were BCA alumni, and the remaining 4.9% were BBA alumni. From this, it is evident that all program graduates participated equally.

According to the survey, the majority of respondents 34% were graduates of the Batch of 2018, followed by 13.7% of graduates belonging to batch 2017, 9% of graduates are from batch 2016, 8% of graduates are from Batch 2015, 6% of graduates are from batch of 2014 and 2009, and 1% of graduates are Batch 2004.

Feedback revealed that 30.4% of respondents thought the admissions procedure was excellent, 29.4% thought it was very good, 26.5% thought it was good, 10.9% thought it was fair, and 2.8% thought it was poor. This suggests that the selection procedure is fair and considerate of applicants.

35.3% of them say the college's fee structure and atmosphere are good, 31.4% say they're very good, 28.4% say they're excellent, and 4.9% say they're reasonable enough. This proves that cultivating a friendly atmosphere depends on stakeholders being content..

32.4% of respondents said the infrastructure and lab facilities were excellent, 31.4% said they were good, 28.4% said they were good, and 7.8% said they were average. This shows that the school has a lab and infrastructure that are well-equipped.

When asked about their professors and instructional methods, 45.1% of the students said they were excellent, 26.5% said they were very good, 20.6% said they were good, 5% said they were fair, and 2.9% said they were poor. This shows that they used the most effective teaching methods and very experienced instructors.

32.3% of them claim to have outstanding project guidance and industrial visits, followed by 29.5% who say they are very good, 23.5% who say it is very good, 7.8% who say it is poor, and the remaining 3.5% who say it is about average.

To help them prepare for their exams, 32.4% of respondents said they had extremely good study guides, workshops, and seminars; 31.4% said outstanding; 25.4% said very good; and 8.9% said it was poor. This shows how the college consistently encourages learning and emphasizes extra assistance for students' exam perspectives.

Alumni reported that their training, placement, and job assistance were of very high quality in 28.5% of cases. They also reported that it was good in 28.4% of cases, poor in 18.6% of cases, fair in 14.7% of cases, and very in 13.7% of cases. This shows that, in addition to education, colleges are emphasizing training, job placement, and career counseling, all of which help students find appropriate employment.

35.2% said they have excellent libraries and electronic books, followed by 28.4% who said good, 28.5% who said very good, 6.9% who said average, and 1% who said poor. This shows the abundance of book resources available at the college library.

Regarding how well and how well the curriculum is pertinent to companies, 27.5% of the respondents rated it as excellent or good, 25.5% as very good, and 5.9% as poor. This exemplifies how education assisted people in bridging the knowledge and ability gap that existed between what employers desired and what individuals already possessed.

33.4% of them claim that the new skills they acquired in college were outstanding or good, 23.5% say they were very good, 9.8% say they were average, and 3.9% say they were poor. This shows that education will assist them in gaining the additional skills they require.

33.3% of them agreed that they had a fantastic network of old friends; 31.4% said it was good; 20.6% said it was very good; 8.8% said it was average; and the remaining 4% said it was poor. It is clear from this that past students can reconnect with people they have not seen in a while.

A total of 34.3% of them believe their time in college has been outstanding, followed by 32.4% who believe it has been very good, 24.5% who believe it has been good, 4.8% who said it has been fair, and the final 4% who believe it has been poor. It indicates that they enjoyed their time in education.

Reported by

Lokeshwari DV
Assistant professor,
Department of commerce and management.

Principal

V.E.T. FIRST GRADE COLLEGE
3rd Stage, Bangalore-560 078

V.E.T FIRST GRADE COLLEGE

(Permanently Affiliate to Bengaluru central University, Listed U/s 2(f) & 12(B) of UGC Act)

#18, 14th Main, 2nd Phase J.P. Nagar, Bengaluru – 560078

Parents feedback form 2019-20

The results of the parent feedback for the academic year 2019-20 is as under.

A total of 75 parents of students enrolled in various courses filled out the google form, with the majority (65% of them) being B.Com parents, followed by BBA parents (21.9%), M.Com parents (5%) and BCA parents (4.6%), BSc Fad parents (2.4%). As a result, each parent's feedback is gathered according to their specific program strength.

According to the feedback, the majority of parent's ward (35.7%) are in their fifth semester, followed by 33.3% in their first semester, and the remaining 31% in their third semester. This makes it obvious that all the parents of the various student classes participated equally.

From the feedback analysis, it can be deduced that 90 percent of parents strongly agree and agree that the institution has a very good atmosphere that is conducive to learning, 8.9 of parents are neutral about this, and 2.1% of parents disagree to this question. This indicates that the learning atmosphere is wonderful.

According to the feedback received, 88% of respondents strongly agree and agree that co-curricular and extracurricular activities are just as important to students as their curriculum, 12% are neutral to the question. This indicates that academics, co-curriculars, and extracurricular activities are all given equal prominence in college.

It can be deduced that 82% of respondents strongly agree and agree that employability is given importance in the college, 14% are neutral, and 4 % disagree to this question. Inferring from this, it is evident that the college places equal importance on employability which is the key for the students.

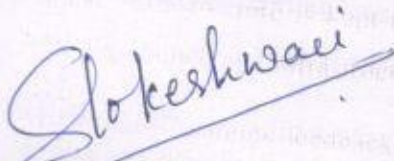
According to the feedback received, 88.1% of respondents strongly believe and agree that NSS, sports, and cultural activities are important. Meanwhile, 10.7% of respondents are neutral on the subject, and 1.2% of respondents disagree. From this, it is evident that the

college places equal prominence on academics, NSS, athletics, and extracurricular activities which is highly important for holistic development of the students.

According to the response received, 85.7% of respondents strongly agree and agree that college infrastructure is well maintained, 13.1% are neutral, and 1.2% strongly disagree that college infrastructure is kept up to date. This shows that the college physical facilities are well-maintained and infrastructure augmentation is appreciable.


According to parents feedback, 82% of respondents strongly agree and agree that colleges regularly interacts with parents, 15% are neutral, 3% disagree to the question posed. It is evident from this that the institution updates parents on a frequent basis about their wards academic, extracurricular, and co-curricular achievements.

From the feedback, it can be seen that 90% of respondents strongly agree and agree that overall student development and the caliber of teaching and learning are good, and 10% are neutral. This shows that the student's overall development and the quality of teaching and learning is good.



Reported by

Lokeshwari DV
Assistant professor,
Department of commerce and management.


Principal

V.E.T. FIRST GRADE COLLEGE
J.P. Nagar, Bangalore-560 078.

V.E.T FIRST GRADE COLLEGE

(Permanently Affiliate to Bengaluru Central University, Listed U/s 2(f) & 12(B) of UGC Act)

#18, 14th Main, 2nd Phase J.P. Nagar, Bengaluru – 560078

FEEDBACK COLLECTED, ANALYSED AND ACTION TAKEN

Consolidation of action taken on various feedback collected in 2019-20

The institution has the policy of collecting feedback from all the stakeholders like students, parents, faculty, alumni and the same is analyzed and action required is taken on the same. The institution also uploads the feedback analyzed and action taken report on the college website vetfgc.edu.in under mandatory disclosure.

Students feedback

- Concepts thought online class was not completely satisfied by the students
- Preference of teaching mode was offline

Action Taken

Since the effect of covid was very high, Microsoft teams were purchased were appropriate notes sharing facility and no time limit for taking of the classes for the benefit of the students.

By looking at the student's safety and security, also keeping government SOP into consideration. offline classes can be done on if government relaxes the rules and regulation.

Faculty feedback

Providing efficient webapp to conduct online class, Wi-Fi connection need to be provided, more break out in the sessions and only 3 laptops for each department.

Action Taken

WI-FI was installed in the campus for the network issues and Microsoft teams' software was purchased for rule out the problems like audio and video problems and disturbance from students. Additional laptop and computers were purchased.

Parents feedback

Few were neutral about the equal prominence given to NSS, Sports and cultural activities.



PRINCIPAL
V.E.T. FIRST GRADE COLLEGE
J.P. Nagar, Bangalore-560 078

Action taken – Since it was covid situation, if government relaxes the rules and regulation then the equal prominence will be given as earlier.

Alumni feedback

Few are neutral about the books which are available and new skill acquisition

Action taken – Since it was a covid time student were not able access the books e-sources for the reference was given and concerned subject notes in PDF was sent. Also, few online courses made mandatory for skill acquisition.


PRINCIPAL
V.E.T. FIRST GRADE COLLEGE
J.P. Nagar, Bangalore-560 078.