



V.E.T. FIRST GRADE COLLEGE

(Permanently Affiliated to Bengaluru City University,
Listed U/s 2(f) & 12(B) of UGC Act)

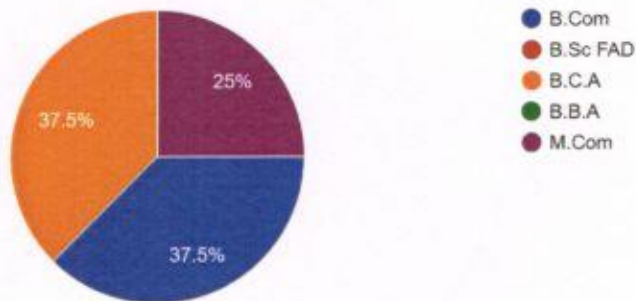
#18, 14th Main, 2nd Phase J.P. Nagar, Bengaluru – 560078.

Alumni Feedback Analysis Report for Academic year 2020-2021

Alumni serve many valuable roles, such as helping to build and grow an institution's brand through word-of-mouth marketing. For instance, positive posts on social media can create buzz and increase application rates. **Colleges** also rely on **alumni** to provide mentoring, internships, and career opportunities to students. Feedbacks were collected from 8 alumni.

Class of the student belong to?

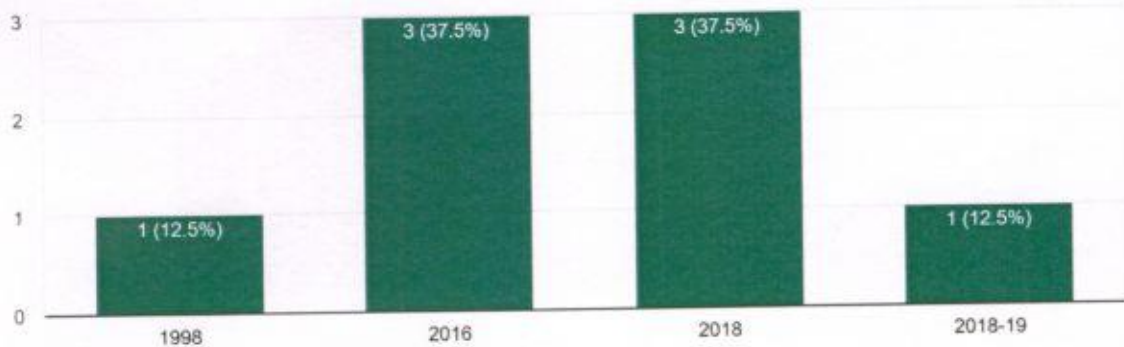
Degree
8 responses



37.5% alumni belong to BCA, 7.5% alumni belong to B. Com and remaining 25% alumni belong to M.Com.

Year of passing

8 responses



12.5% of alumni belong to 1998, 37.5% alumni belong to 2016, 37.5% alumni belong to 2018 and remaining 12.5% alumni belong to 2018-19.

Name of the Company & Designation

8 responses

Alumni informed their company

VET

AUDITOR

VET FGC Assistant prof

Lenovo India Pvt Ltd.

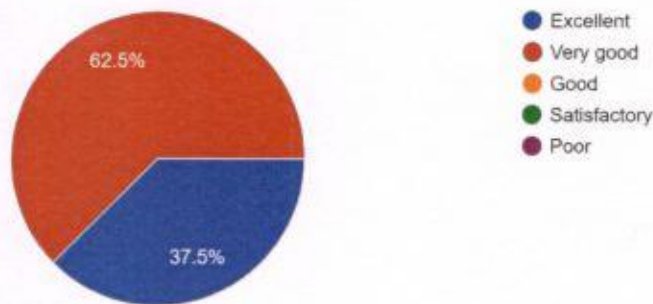
Pole to win (game testing)

Rupeek Fintech (Administration)

VET FGC, Asst prof

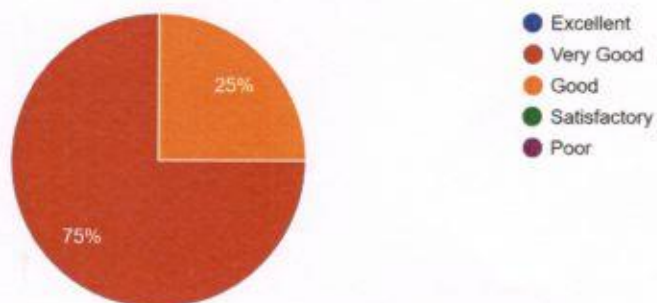
Hgs

Admission Procedure
8 responses



62.5% of Alumni indicated that admission procedure is **very good** and 37.5% of Alumni indicated that admission procedure is **excellent**.

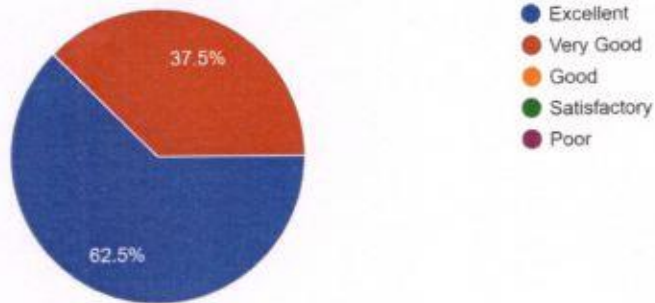
Fee Structure & Environment
8 responses



75% of Alumni indicated that fee structure and environment is **very good** and 25% of Alumni indicated that fee structure and environment **good**.

Infrastructure & Lab Facilities

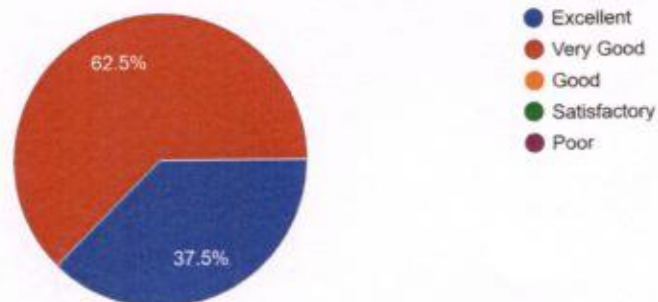
8 responses



62.5% of Alumni indicated that infrastructure and lab facilities is **excellent** and 37.5% of Alumni indicated that infrastructure and lab facilities is **very good**.

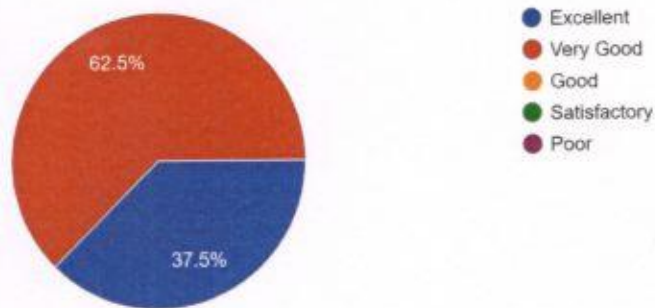
Faculty & Teaching Methodology

8 responses



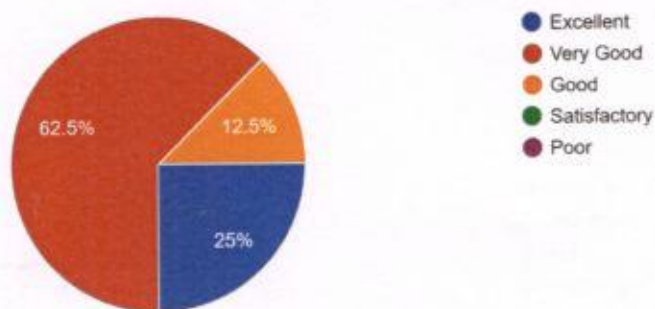
62.5% of Alumni indicated that faculty and teaching methodology is **very good** and 37.5% of Alumni indicated that faculty and teaching methodology is **excellent**.

Project Guidance & Industrial Visit
8 responses



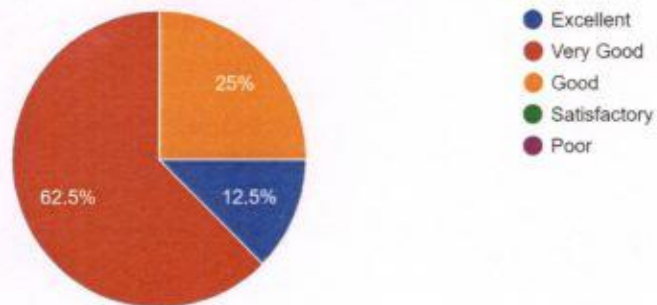
62.5% of Alumni indicated that project guidance and industrial visit is **very good** and 37.5% of Alumni indicated that project guidance and industrial visit is **excellent**.

Quality of Support Material , Workshop & Seminar
8 responses



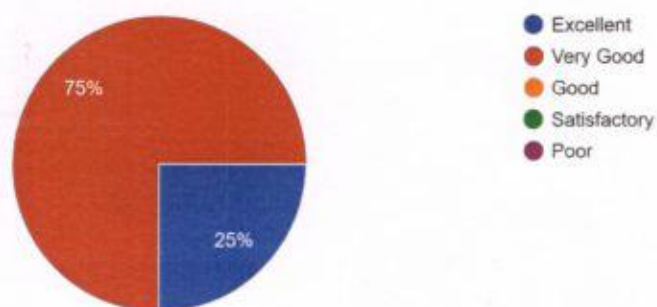
62.5% of Alumni indicated that quality of support material, workshop and seminar are **very good**, 25% of Alumni indicated that quality of support material, workshop and seminar are **excellent** and 12.5% of Alumni indicated that support material, workshop and seminar are **good**.

Training, Placement & Career Guidance
8 responses



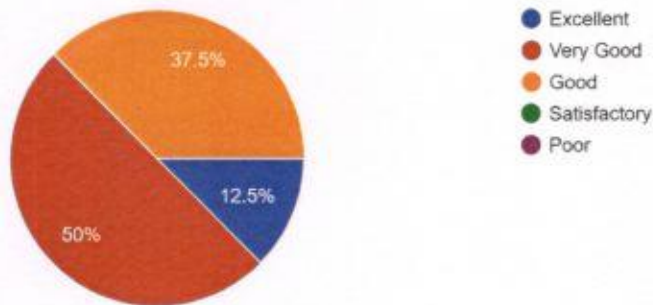
62.5% of Alumni indicated that training, placement and career guidance are **very good**, 25% of Alumni indicated that training, placement and career guidance are **good** and 12.5% of Alumni indicated that training, placement and career guidance are **excellent**.

Library & E-books
8 responses



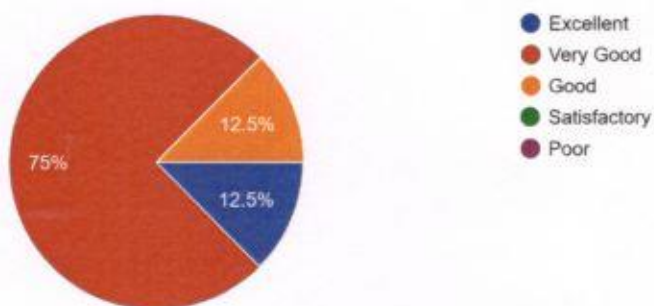
75% of Alumni indicated that library and E-book's facilities are **very good** and 25% of Alumni indicated that library and E-book's facilities are **excellent**.

Curriculum is Relevant to Corporate
8 responses



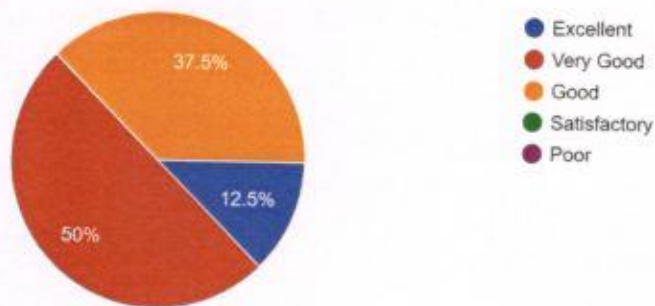
50% of Alumni indicated that **very good** curriculum and is relevant to corporate requirements, 37.5% of Alumni indicated that **good** curriculum and is relevant to corporate requirements and remaining 12.5% of Alumni indicated that **excellent** curriculum and is relevant to corporate requirements.

Additional Skills
8 responses



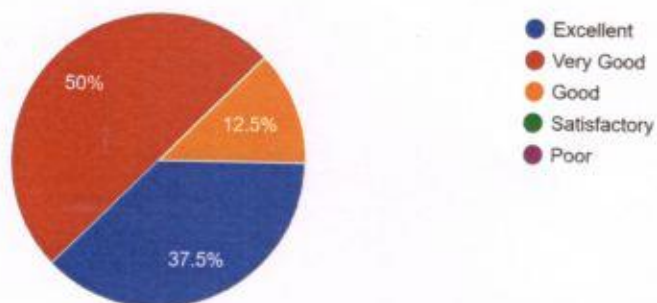
75% of Alumni indicated that additional skills are **very good**, 12.5% of Alumni indicated that additional skills are **good** and remaining 12.5% of Alumni indicated that additional skills are **excellent**.

Alumni Association / Network of old Friends
8 responses



50% of Alumni indicated that alumni association / network of old friends is **very good**, 37.5% of Alumni indicated that additional skills alumni association / network of old friends is **good** and remaining 12.5% of Alumni indicated that alumni association / network of old friends is **excellent**.

Overall
8 responses



50% of Alumni indicated that overall is **very good**, 37.5% of Alumni indicated that overall is **excellent** and remaining 12.5% of Alumni indicated that overall is **good**.

Suggestions if any
8 responses

Alumni suggested in the following manner:

- No suggestions
- I am very happy during my college days
- OVER ALL IS GOOD
- Need more Courses
- Need more PG courses
- Need more UG courses
- No suggestions all facility is good

Alumni have been praised time and again for their active **role** in successful **placements**. Not only **alumni** have created a positive image of the institute in the market but also, they prove to be a great help in terms of convincing their companies and HR department to run a **recruitment** spree in the **campus**.

Prepared by,

Sathya Bhama

Dr. B. N. Sathya Bhama
Associate Professor
Department of Commerce & Management
VETFGC

P *AK*
Principal
V.E.T. PRAGADE COLLEGE
J.P. Nagar, Bangalore-560 078.

V.E.T FIRST GRADE COLLEGE

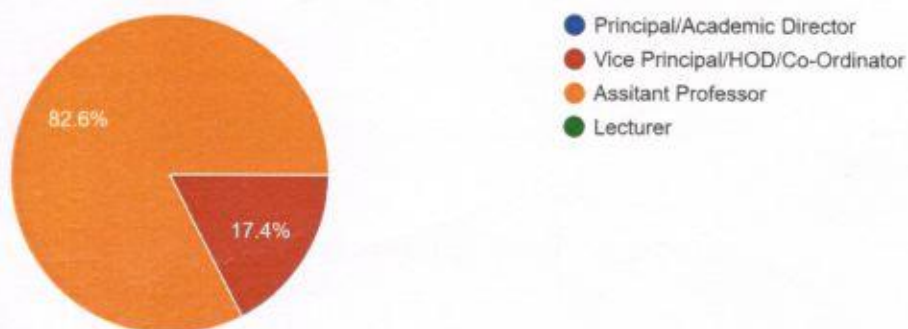
(Permanently Affiliate to Bengaluru City University, Listed U/s 2(f) & 12(B) of UGC Act)

#18, 14th Main, 2nd Phase J.P. Nagar, Bengaluru – 560078

FACULTY FEEDBACK ANALYSIS – 2020-21

Designation

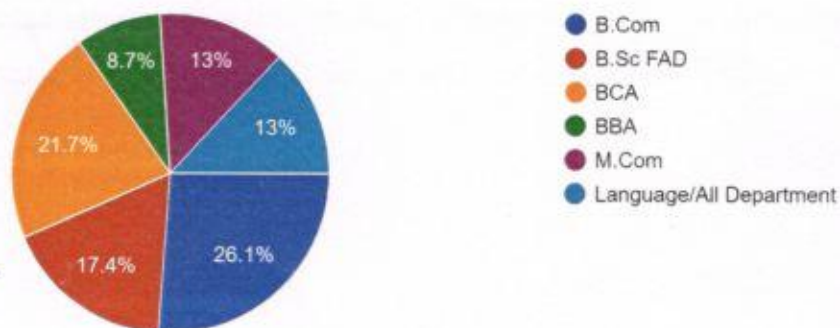
23 responses



Out of the 23 responses, 82.6% of them were from assistant professors, 17.4 % were vice principals, HODs, or coordinators, It demonstrates that all of the faculties participated equally in this feedback gathering.

Department

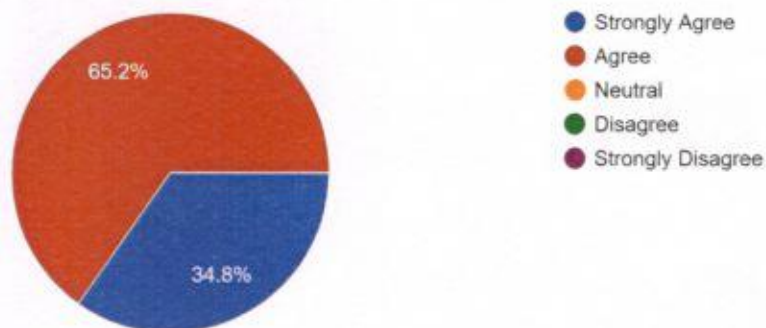
23 responses



26.1 % of them are commerce, 21.7% in computer science , 17.4% in Bsc Fad , 13% in language, 13% in M.com and language department and 8.7% in management.

1. Studies Ensures the Relevance of the Programmes offered

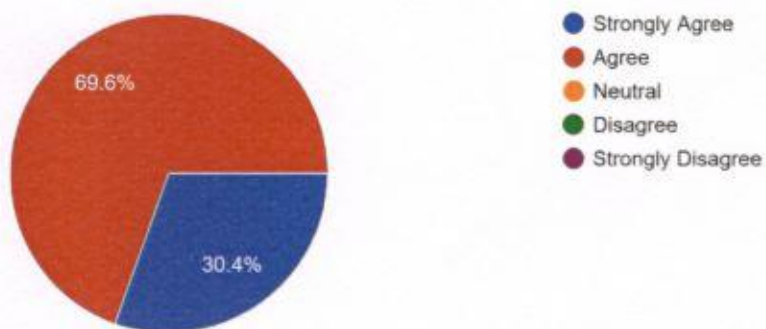
23 responses



All faculty agree that studies ensure the relevance of the programs offered.

2. Weightage in Curriculum design and Development given to Employment

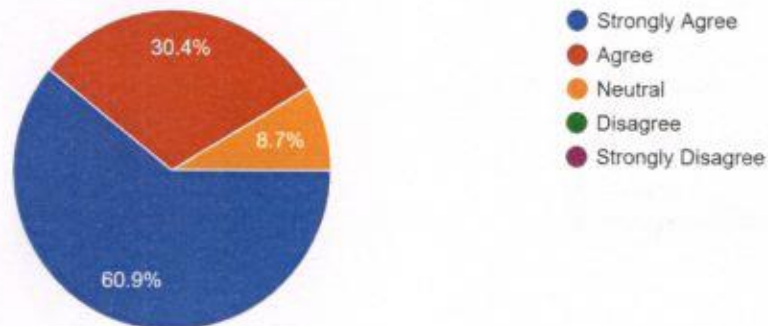
23 responses



All the faculty of them concur that employment is given more weight in curriculum design and development. This demonstrates, how it fills the gap between the intended curriculum and what employers expect.

3. Curriculum has been updated Periodically

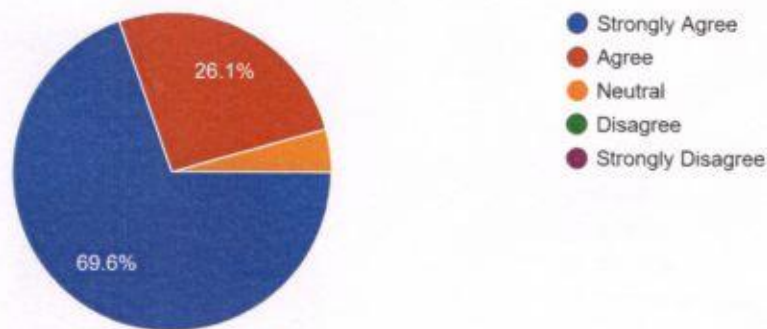
23 responses



91.3% of them strongly concur that curriculum should be changed on a regular basis, while the remaining 8.7% are unsure. Which demonstrates that regular updating will have an advantageous effect on students.

4. The Meritorious Students are encouraged with Add on Programs

23 responses

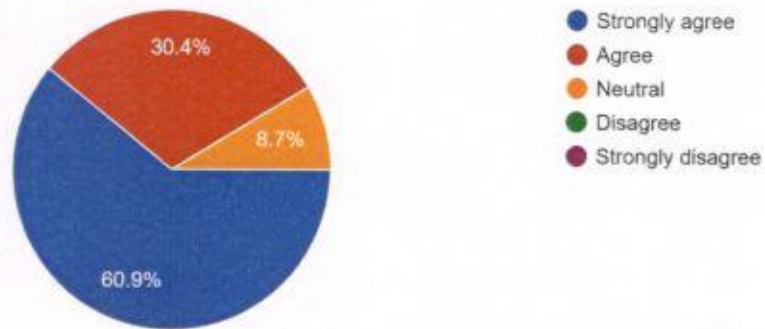


95.7% of them strongly agree that add-on programs are used to assist deserving students, while the remaining 4.3% are not sure. Which illustrates that students who have done well are given

extra material to help them get better grades.

5. Academically weak Students encouraged with Remedial Classes

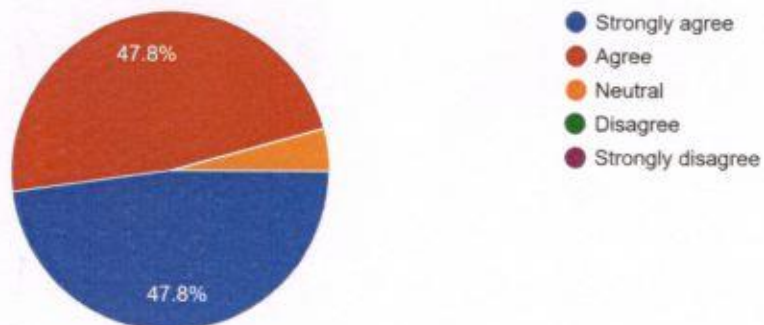
23 responses



Remedial classes are welcomed for academically underachieving pupils, according to 91.3% of them, while 8.7% aren't sure. Which shows that students who are having a hard time passing are given special consideration while trying to get better grades.

6. Calendar of Events Followed

23 responses

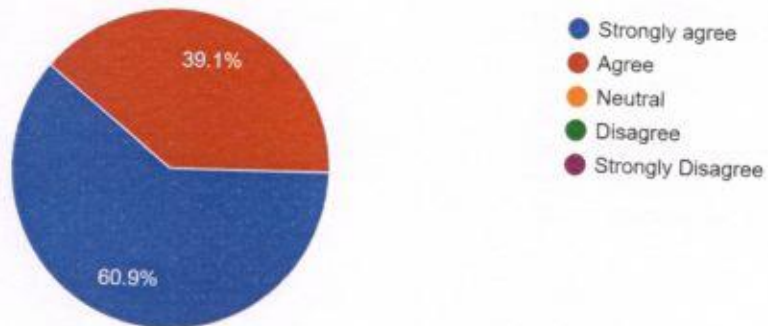


95.6% of them claim to follow the schedule of events, whereas 4.4% don't. This shows that students consistently stick to their schedule and give co-curricular and extracurricular activities

the same importance as academic endeavors.

7. Library is given Preference

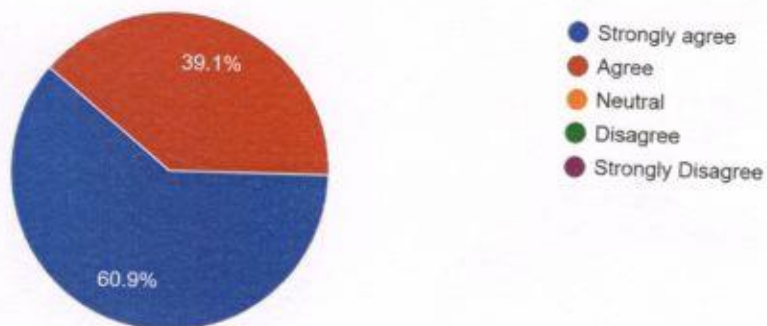
23 responses



The faculty unanimously agrees that the library should be given higher priority. This demonstrates how a college's library is well-stocked with top-quality books.

8. The Professors are supported with learning resources and teaching aids.

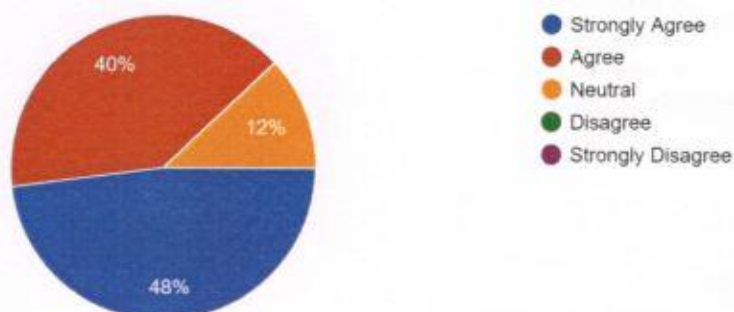
23 responses



All faculty unanimously agrees assert that the teachers are provided with resources for teaching and learning, This illustrates the motivation teachers must have to develop their skills.

9. The Professors are encouraged to carry out research activities.

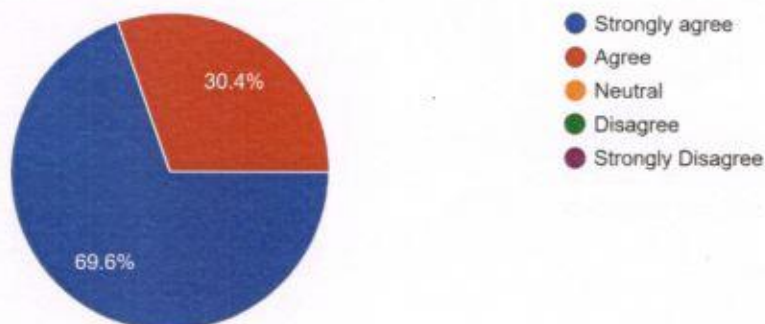
25 responses



88% of them strongly concur that professors should be encouraged to conduct research activities, while 12% are unsure. The college has an active from research cell.

9. The Professors are encouraged to carry out research activities.

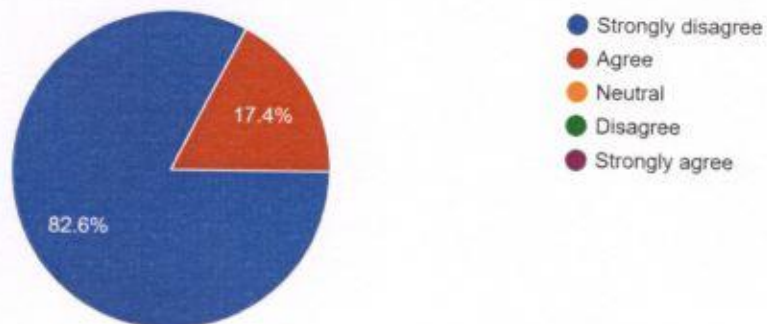
23 responses



All Professors are encouraged to plan and take part in academic events including seminars, workshops, symposiums, and conferences. This indicates that faculty members are driven to advance their careers.

10. The Professors are encouraged to organise and participate in academic activities like Seminars/Workshops/Symposium/Conference

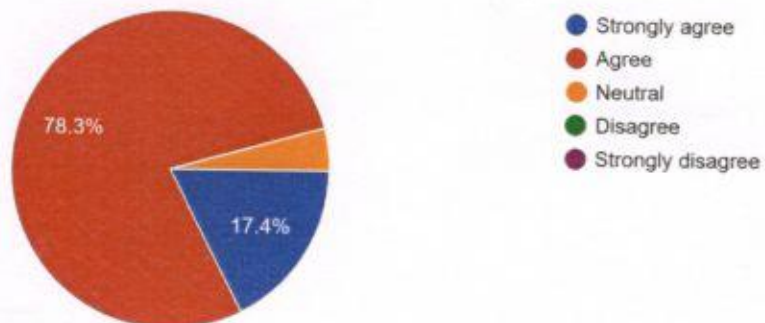
23 responses



All faculty agree that professors should be encouraged to participate in extension service programs. The fact that faculties are driven to participate in extension service programs is evident from this.

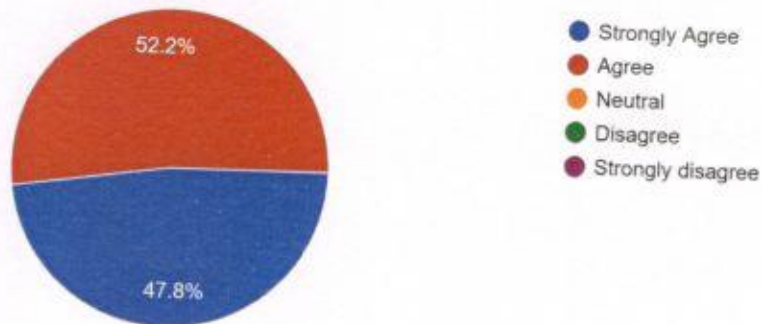
12. The Service of the Professors is Recognized

23 responses



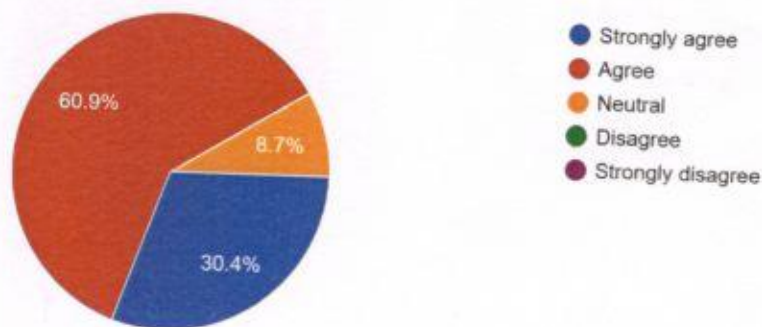
95.7% of professors agree, 4.3% are unsure that the service of professors is recognized. This shows that the work professors have done has been acknowledged.

14. Facilities available & Infrastructure for learning environment are adequate Classrooms, Amenity Etc.,
23 responses



All of them strongly concur that there are sufficient professors and facilities for a learning environment, including classrooms, amenities, and others, This shows that the college has enough infrastructure and facilities.

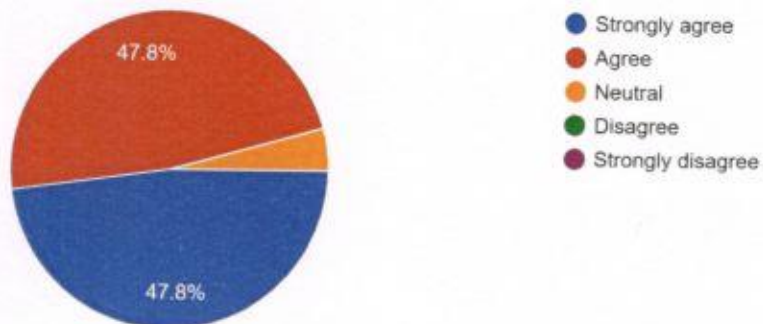
15. The Laboratories are well equipped
23 responses



The college's laboratories are well-equipped, according to 91.3% of them; the remaining 8.7% are unsure. This demonstrates the college's labs are well-equipped.

16. The Administration is readily accessible

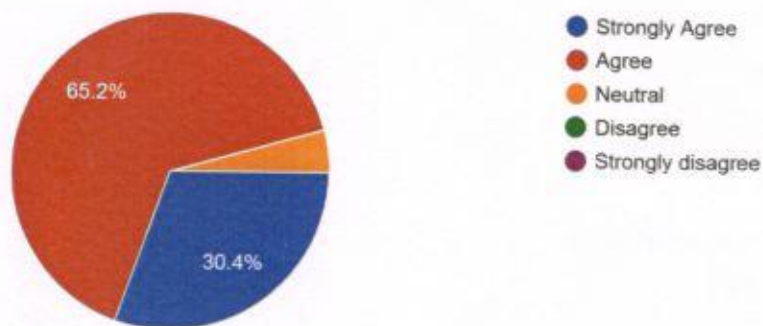
23 responses



95.6% of them concur that administration is easily accessible, while the remaining 4.4% are unsure. It demonstrates that administration is running efficiently.

17. The Quality initiatives taken up to match above the Curriculum

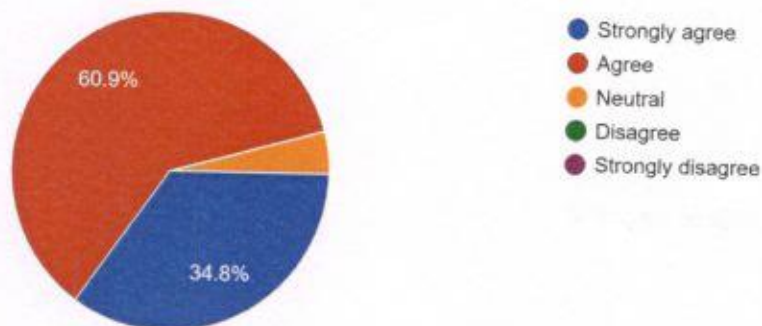
23 responses



95.7% of them concur that good initiatives are made to go above and beyond the curriculum, and the remaining 4.3% are undecided. Therefore, it is evident that the college is making a good faith effort to match the university curriculum.

18. The Faculty members are given freedom to express their opinions

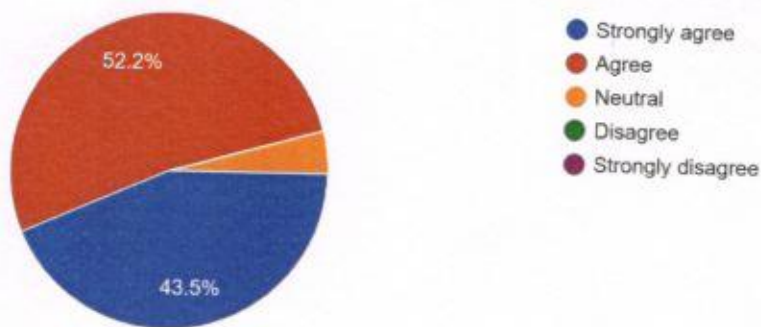
23 responses



Most faculty members 95.7% agree that they were given the freedom to voice their opinions; 8% are unconcerned about it; and the other 4.3% are not sure. It is evident from this that facilities have no restrictions for expressing their opinions.

19. The IQAC functions regularly to promote the quality of the Institution

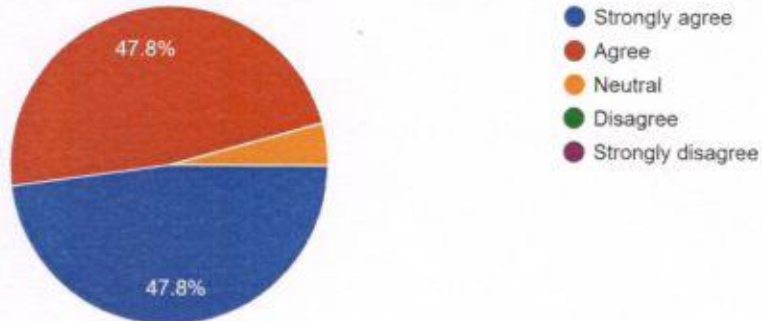
23 responses



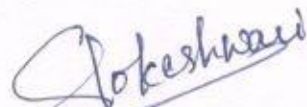
95.7% of them concur that IQAC works regularly to promote the institution's quality, with the remaining 4.3% not sure. This demonstrates how IQAC works to help students and faculty members develop continuously.

20. The Institution is Providing adequate opportunities and Support to the Faculty and their family members

23 responses



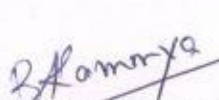
95.7% of them strongly concur that the college gives professors and their families appropriate opportunity and support; 4.3% are unsure. It is evident from this that it offers the professors and their family's sufficient opportunity and support.


Report Prepared by

Mrs. Lokeshwari D V

Asst. Prof.

Dept of Management


IQAC Coordinator

Dr. B Rammya


Principal and IQAC Chairperson

Dr. R Parvathi

PRINCIPAL
V.E.T. FIRST GRADE COLLEGE
J.P. Nagar, Bangalore-560 078.



V.E.T. FIRST GRADE COLLEGE

(Permanently Affiliated to Bengaluru City University,
Listed U/s 2(f) & 12(B) of UGC Act)

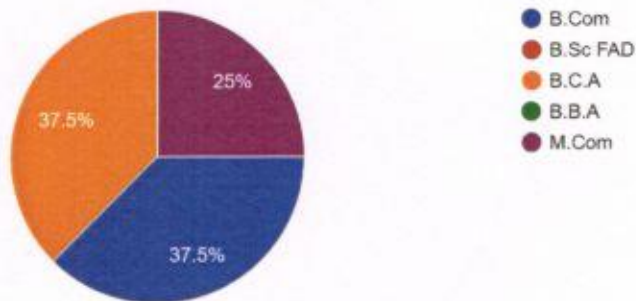
#18, 14th Main, 2nd Phase J.P. Nagar, Bengaluru – 560078.

Alumni Feedback Analysis Report for Academic year 2020-2021

Alumni serve many valuable roles, such as helping to build and grow an institution's brand through word-of-mouth marketing. For instance, positive posts on social media can create buzz and increase application rates. **Colleges** also rely on **alumni** to provide mentoring, internships, and career opportunities to students. Feedbacks were collected from 8 alumni.

Class of the student belong to?

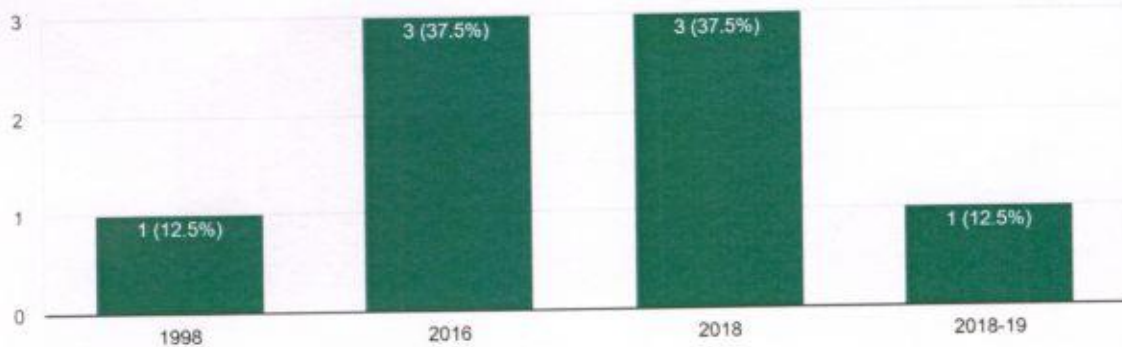
Degree
8 responses



37.5% alumni belong to BCA, 7.5% alumni belong to B. Com and remaining 25% alumni belong to M.Com.

Year of passing

8 responses



12.5% of alumni belong to 1998, 37.5% alumni belong to 2016, 37.5% alumni belong to 2018 and remaining 12.5% alumni belong to 2018-19.

Name of the Company & Designation

8 responses

Alumni informed their company

VET

AUDITOR

VET FGC Assistant prof

Lenovo India Pvt Ltd.

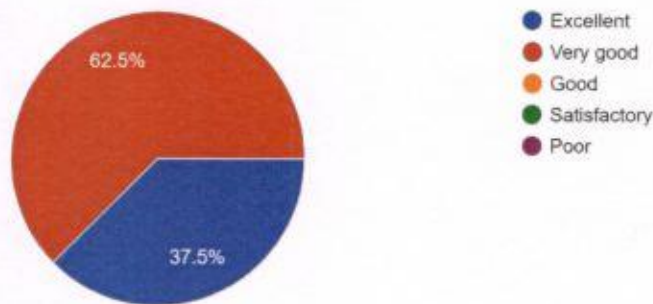
Pole to win (game testing)

Rupeek Fintech (Administration)

VET FGC, Asst prof

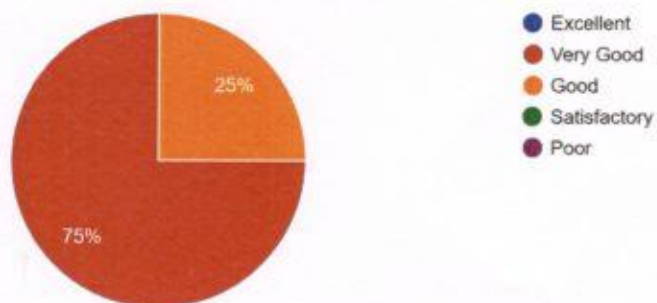
Hgs

Admission Procedure
8 responses



62.5% of Alumni indicated that admission procedure is **very good** and 37.5% of Alumni indicated that admission procedure is **excellent**.

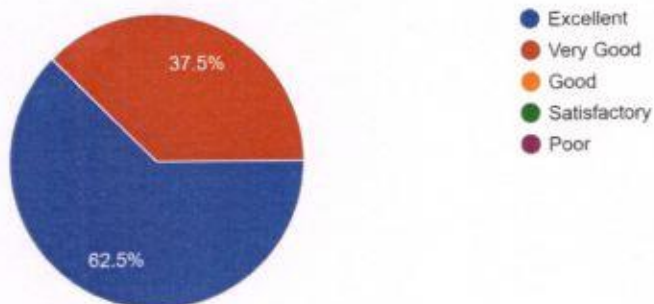
Fee Structure & Environment
8 responses



75% of Alumni indicated that fee structure and environment is **very good** and 25% of Alumni indicated that fee structure and environment **good**.

Infrastructure & Lab Facilities

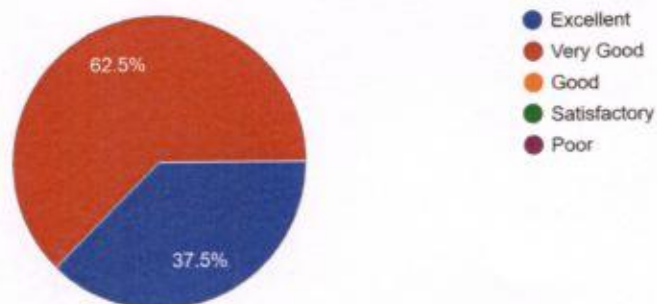
8 responses



62.5% of Alumni indicated that infrastructure and lab facilities is **excellent** and 37.5% of Alumni indicated that infrastructure and lab facilities is **very good**.

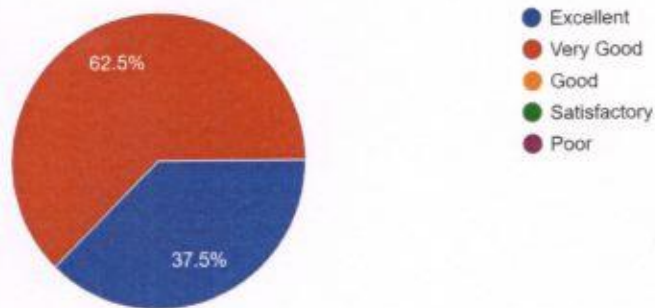
Faculty & Teaching Methodology

8 responses



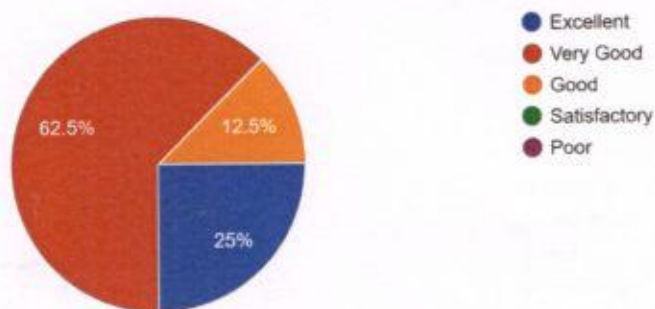
62.5% of Alumni indicated that faculty and teaching methodology is **very good** and 37.5% of Alumni indicated that faculty and teaching methodology is **excellent**.

Project Guidance & Industrial Visit
8 responses



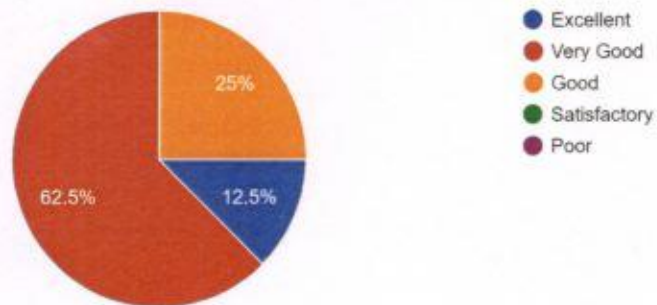
62.5% of Alumni indicated that project guidance and industrial visit is **very good** and 37.5% of Alumni indicated that project guidance and industrial visit is **excellent**.

Quality of Support Material , Workshop & Seminar
8 responses



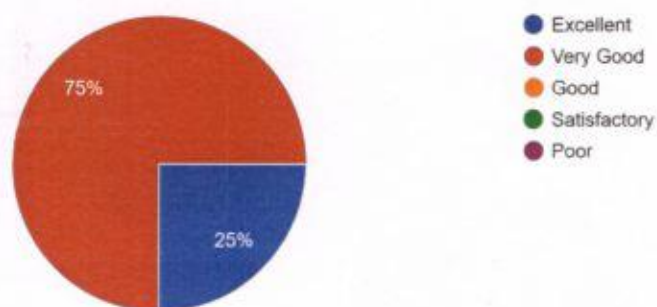
62.5% of Alumni indicated that quality of support material, workshop and seminar are **very good**, 25% of Alumni indicated that quality of support material, workshop and seminar are **excellent** and 12.5% of Alumni indicated that support material, workshop and seminar are **good**.

Training, Placement & Career Guidance
8 responses



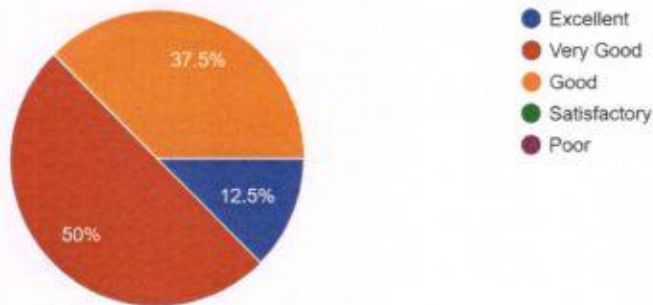
62.5% of Alumni indicated that training, placement and career guidance are **very good**, 25% of Alumni indicated that training, placement and career guidance are **good** and 12.5% of Alumni indicated that training, placement and career guidance are **excellent**.

Library & E-books
8 responses



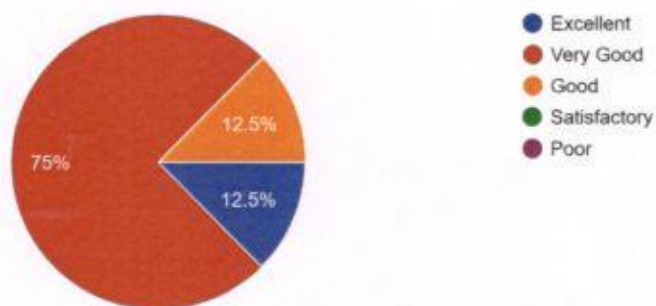
75% of Alumni indicated that library and E-book's facilities are **very good** and 25% of Alumni indicated that library and E-book's facilities are **excellent**.

Curriculum is Relevant to Corporate
8 responses



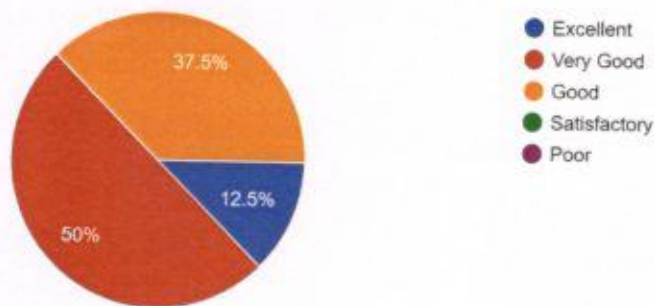
50% of Alumni indicated that **very good** curriculum and is relevant to corporate requirements, 37.5% of Alumni indicated that **good** curriculum and is relevant to corporate requirements and remaining 12.5% of Alumni indicated that **excellent** curriculum and is relevant to corporate requirements.

Additional Skills
8 responses



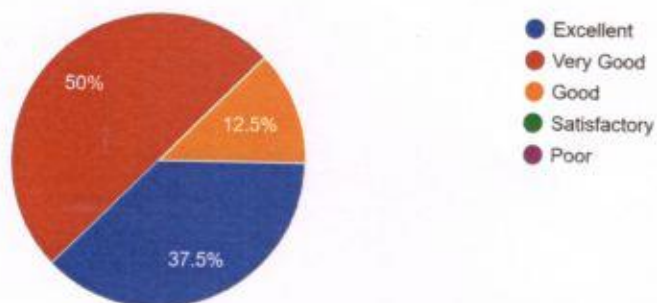
75% of Alumni indicated that additional skills are **very good**, 12.5% of Alumni indicated that additional skills are **good** and remaining 12.5% of Alumni indicated that additional skills are **excellent**.

Alumni Association / Network of old Friends
8 responses



50% of Alumni indicated that alumni association / network of old friends is **very good**, 37.5% of Alumni indicated that additional skills alumni association / network of old friends is **good** and remaining 12.5% of Alumni indicated that alumni association / network of old friends is **excellent**.

Overall
8 responses



50% of Alumni indicated that overall is **very good**, 37.5% of Alumni indicated that overall is **excellent** and remaining 12.5% of Alumni indicated that overall is **good**.


Suggestions if any
8 responses

Alumni suggested in the following manner:


- No suggestions
- I am very happy during my college days
- OVER ALL IS GOOD
- Need more Courses
- Need more PG courses
- Need more UG courses
- No suggestions all facility is good

Alumni have been praised time and again for their active **role** in successful **placements**. Not only **alumni** have created a positive image of the institute in the market but also, they prove to be a great help in terms of convincing their companies and HR department to run a **recruitment** spree in the **campus**.

Prepared by,



Dr. B. N. Sathya Bhama
Associate Professor
Department of Commerce & Management
VETFGC



Principal
V.E.T. PRINCE COLLEGE
J.P. Nagar, Bangalore-560 078.

V.E.T FIRST GRADE COLLEGE

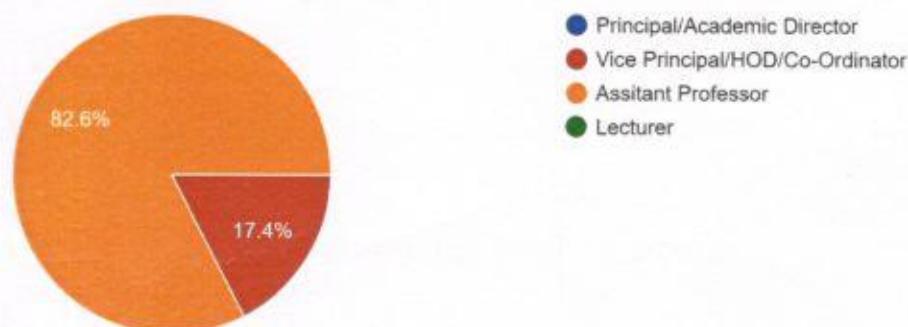
(Permanently Affiliate to Bengaluru City University, Listed U/s 2(f) & 12(B) of UGC Act)

#18, 14th Main, 2nd Phase J.P. Nagar, Bengaluru – 560078

FACULTY FEEDBACK ANALYSIS – 2020-21

Designation

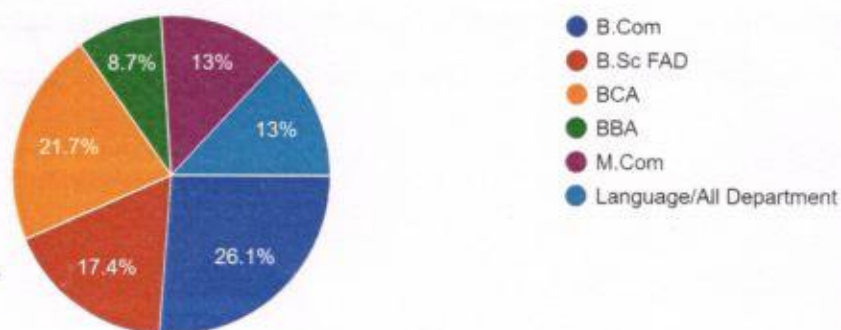
23 responses



Out of the 23 responses, 82.6% of them were from assistant professors, 17.4 % were vice principals, HODs, or coordinators, It demonstrates that all of the faculties participated equally in this feedback gathering.

Department

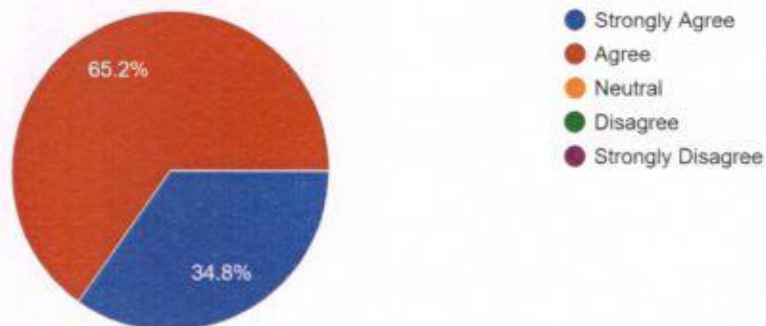
23 responses



26.1 % of them are commerce, 21.7% in computer science , 17.4% in Bsc Fad , 13% in language, 13% in M.com and language department and 8.7% in management.

1. Studies Ensures the Relevance of the Programmes offered

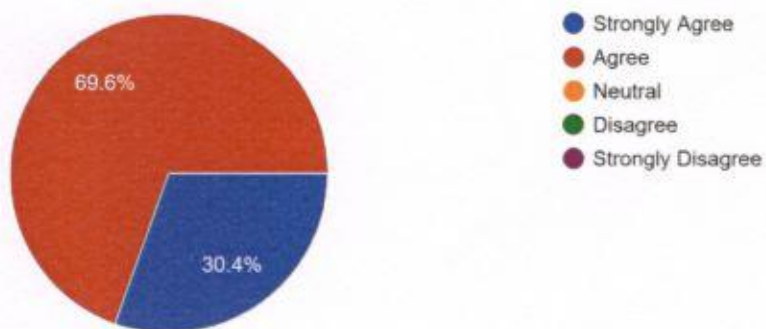
23 responses



All faculty agree that studies ensure the relevance of the programs offered.

2. Weightage in Curriculum design and Development given to Employment

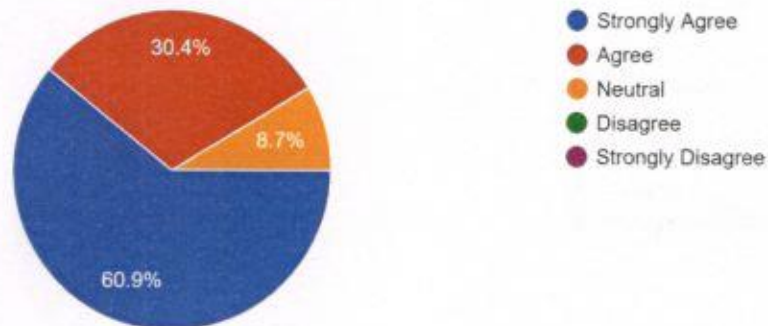
23 responses



All the faculty of them concur that employment is given more weight in curriculum design and development. This demonstrates, how it fills the gap between the intended curriculum and what employers expect.

3. Curriculum has been updated Periodically

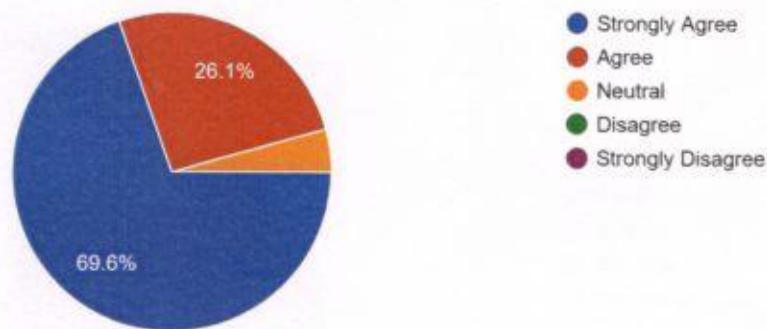
23 responses



91.3% of them strongly concur that curriculum should be changed on a regular basis, while the remaining 8.7% are unsure. Which demonstrates that regular updating will have an advantageous effect on students.

4. The Meritorious Students are encouraged with Add on Programs

23 responses

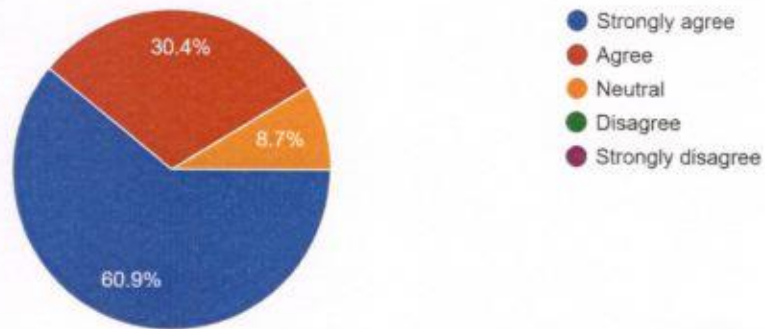


95.7% of them strongly agree that add-on programs are used to assist deserving students, while the remaining 4.3% are not sure. Which illustrates that students who have done well are given

extra material to help them get better grades.

5. Academically weak Students encouraged with Remedial Classes

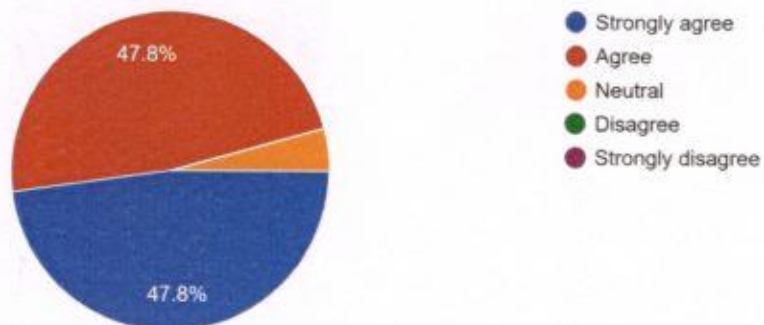
23 responses



Remedial classes are welcomed for academically underachieving pupils, according to 91.3% of them, while 8.7% aren't sure. Which shows that students who are having a hard time passing are given special consideration while trying to get better grades.

6. Calendar of Events Followed

23 responses

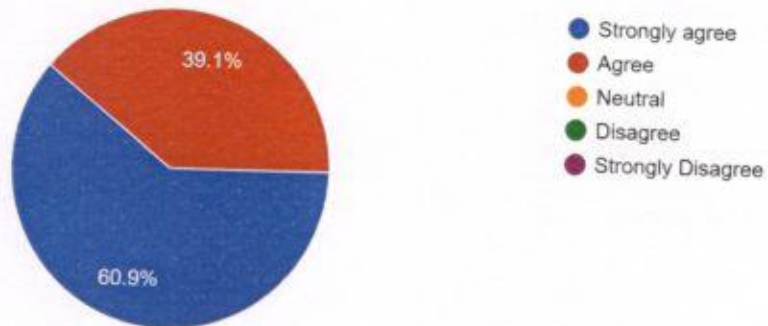


95.6% of them claim to follow the schedule of events, whereas 4.4% don't. This shows that students consistently stick to their schedule and give co-curricular and extracurricular activities

the same importance as academic endeavors.

7. Library is given Preference

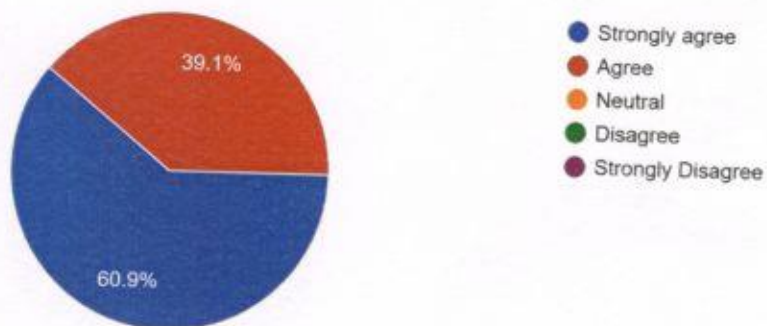
23 responses



The faculty unanimously agrees that the library should be given higher priority. This demonstrates how a college's library is well-stocked with top-quality books.

8. The Professors are supported with learning resources and teaching aids.

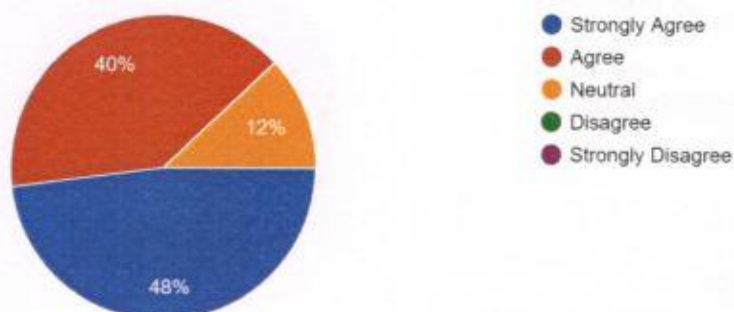
23 responses



All faculty unanimously agrees assert that the teachers are provided with resources for teaching and learning, This illustrates the motivation teachers must have to develop their skills.

9. The Professors are encouraged to carry out research activities.

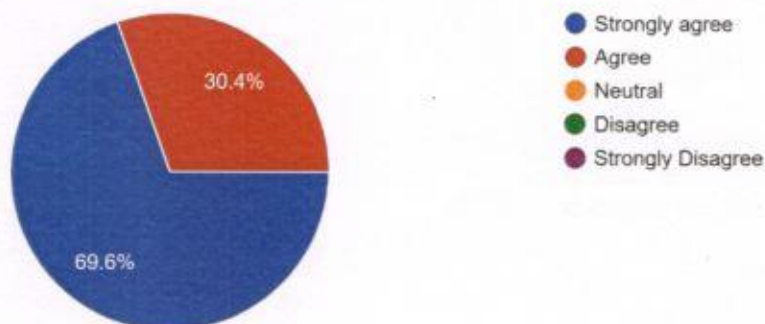
25 responses



88% of them strongly concur that professors should be encouraged to conduct research activities, while 12% are unsure. The college has an active from research cell.

9. The Professors are encouraged to carry out research activities.

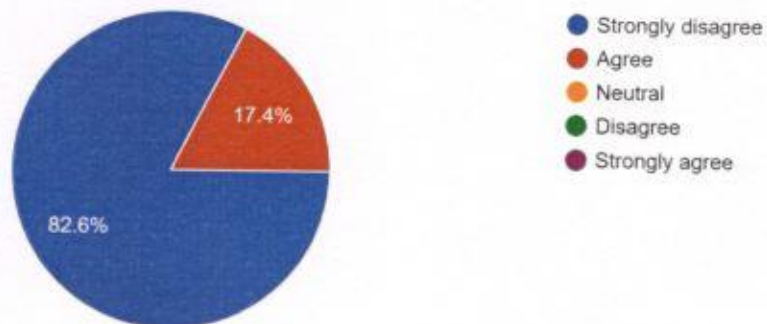
23 responses



All Professors are encouraged to plan and take part in academic events including seminars, workshops, symposiums, and conferences. This indicates that faculty members are driven to advance their careers.

10. The Professors are encouraged to organise and participate in academic activities like Seminars/Workshops/Symposium/Conference

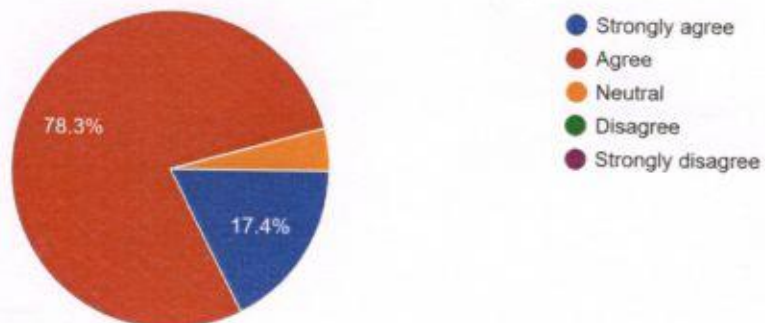
23 responses



All faculty agree that professors should be encouraged to participate in extension service programs. The fact that faculties are driven to participate in extension service programs is evident from this.

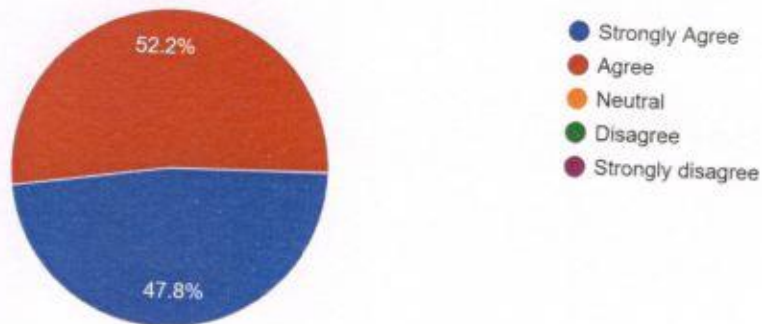
12. The Service of the Professors is Recognized

23 responses



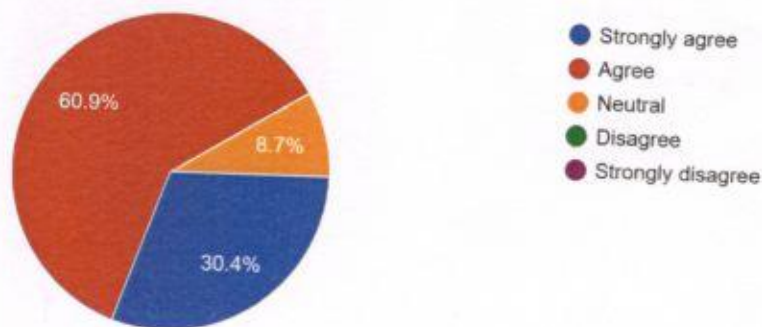
95.7% of professors agree, 4.3% are unsure that the service of professors is recognized. This shows that the work professors have done has been acknowledged.

14. Facilities available & Infrastructure for learning environment are adequate Classrooms, Amenity Etc.,
23 responses



All of them strongly concur that there are sufficient professors and facilities for a learning environment, including classrooms, amenities, and others, This shows that the college has enough infrastructure and facilities.

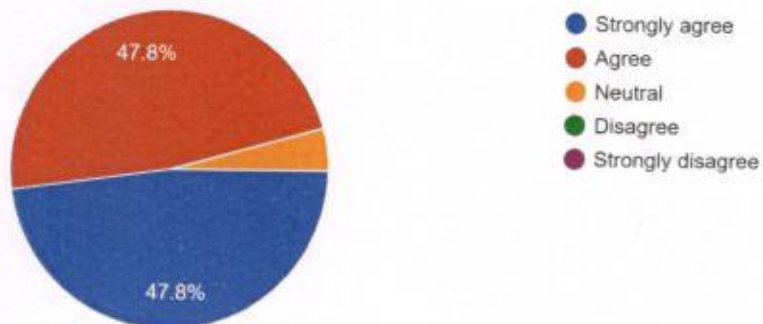
15. The Laboratories are well equipped
23 responses



The college's laboratories are well-equipped, according to 91.3% of them; the remaining 8.7% are unsure. This demonstrates the college's labs are well-equipped.

16. The Administration is readily accessible

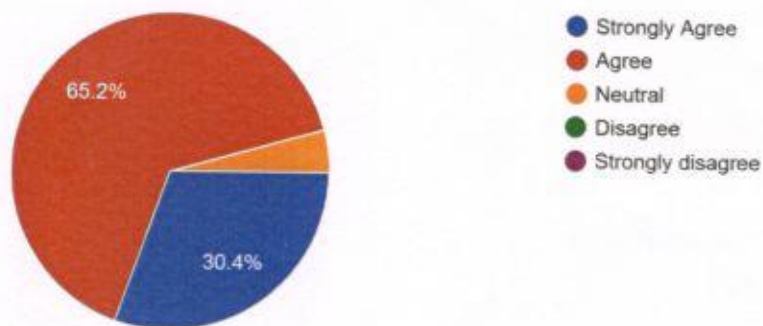
23 responses



95.6% of them concur that administration is easily accessible, while the remaining 4.4% are unsure. It demonstrates that administration is running efficiently.

17. The Quality initiatives taken up to match above the Curriculum

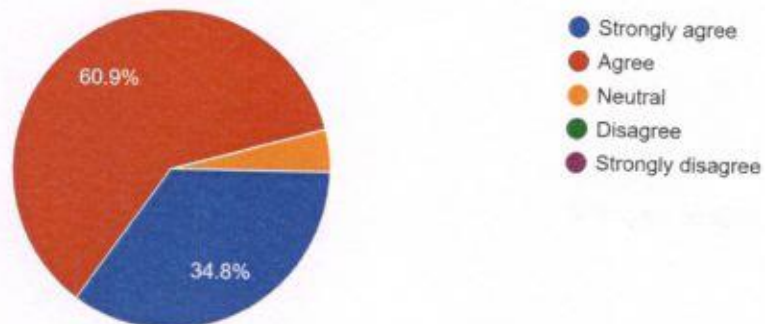
23 responses



95.7% of them concur that good initiatives are made to go above and beyond the curriculum, and the remaining 4.3% are undecided. Therefore, it is evident that the college is making a good faith effort to match the university curriculum.

18. The Faculty members are given freedom to express their opinions

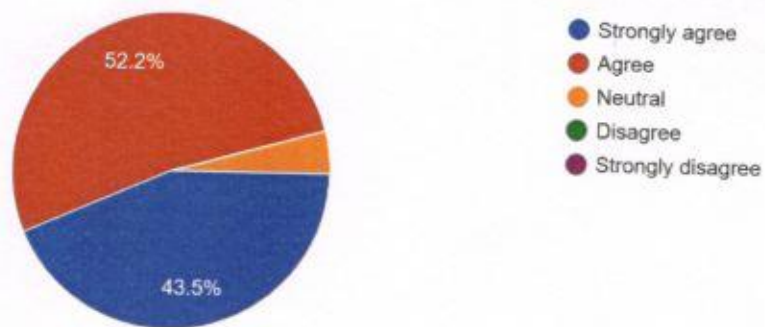
23 responses



Most faculty members 95.7% agree that they were given the freedom to voice their opinions; 8% are unconcerned about it; and the other 4.3% are not sure. It is evident from this that facilities have no restrictions for expressing their opinions.

19. The IQAC functions regularly to promote the quality of the Institution

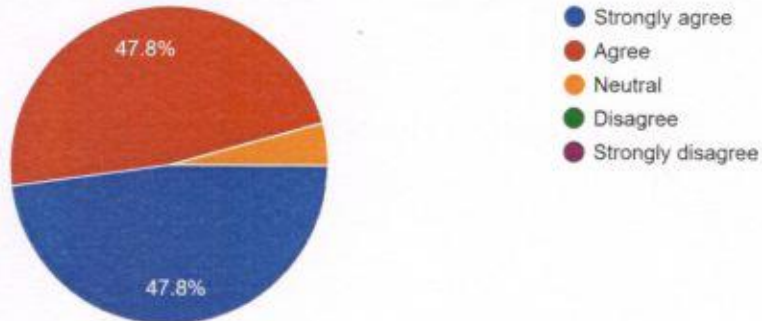
23 responses



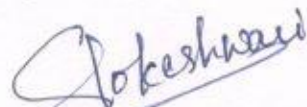
95.7% of them concur that IQAC works regularly to promote the institution's quality, with the remaining 4.3% not sure. This demonstrates how IQAC works to help students and faculty members develop continuously.

20. The Institution is Providing adequate opportunities and Support to the Faculty and their family members

23 responses



95.7% of them strongly concur that the college gives professors and their families appropriate opportunity and support; 4.3% are unsure. It is evident from this that it offers the professors and their family's sufficient opportunity and support.


Report Prepared by

Mrs. Lokeshwari D V

Asst. Prof.

Dept of Management


IQAC Coordinator

Dr. B Rammya


Principal and IQAC Chairperson

Dr. R Parvathi

PRINCIPAL
V.E.T. FIRST GRADE COLLEGE
J.P. Nagar, Bangalore-560 078.



V.E.T. FIRST GRADE COLLEGE

(Permanently Affiliate to Bengaluru Central University,

Listed U/s 2(f) & 12(B) of UGC Act)

#18, 14th Main, 2nd Phase J.P. Nagar, Bengaluru – 560078.

“TWO DAY INTERNATIONAL WEBINAR ON “NEW NORMAL FOR GEN Z”

Conducted on 9th and 10th JUNE, 2020 - 2-

Feedback Analysis Report

“New Normal for Gen Z” in association with Rotary Bengaluru Spandana conducted the International webinar was held on 9th & 10th June 2020 using virtual platform. In the crucial time of COVID-19 pandemic the whole world is searching for new pathways for endurance. The future prerequisite of training will positively go through a change, wherein diverse ranges of abilities will be the new typical. A change in outlook from simple information to ability will be the main thrust. Probably the greatest calamity of COVID-19 pandemic is the lock-down that has standardized training. Schools and universities have been closed to forestall the spread of the infection and this has offered approach to virtual classrooms, an exceptionally new idea in any event, for the most advanced schools and universities. It is estimable how effectively some instructive organization have moved to virtual classrooms, utilizing apparatuses like Whatsapp, Zoom, Cisco-WebEx, Google meet, Telegram, Microsoft group, Webinars and others, inspite of difficulties regarding network availability. This International online course focuses on quick pondering and conversation in the territories of virtual educating to

prepare the showing clique for future requesting aptitudes and remain alive. 576 members enlisted for this webinar. 300 Feedbacks were analyzed as follows:

1. Resource information provided in this event is relevant to you?

100% of the participants indicated that the provided resource information was relevant to them.

2. You are likely to use this information in future?

97% of the participants stated that they are utilizing the Webinar's information in the future and 3% of them were neutral in their statement.

3. Presentations were interesting?

100% participants very strongly agreed upon that all the sessions' presentations were interesting.

4. Would you refer this event to others?

98% of them were ready to refer to others and only 2% were not agreeing to refer about the webinar to others.

5. Overall event?

Overall event of two day webinar was appreciated as 'Excellent' by 66%, 'Very Good' by 30% and 'Good' by 4% of the participants.

6. Would you like to join similar event conducted in future?

100% of the participants liked to join similar event to be conducted in future.

Suggestions by the participants enriched by boosting the spirit of the organizer, few to mention bonafide eccentric quotes are:

- Please repeat again and again
- Looking for such sessions in future
- Conduct more sessions like this in future
- Request to conduct such type of webinar and other online programs in the future.
- Please I want one seminar on MACHINE LEARNING AND DATA MINING
- Would like to hear more about personality development programmes
- The platform was potentially utilized. Expecting more in future.
- Organize more program like this
- Detail Session on bitcoins plz
- Kindly organize any other Webinar
- Please conduct more such informative sessions
- it is very useful please maintain the same
- Share handouts
- More resource persons should be invited to these sessions.
Thank you for organizing it.
- Give more sessions
- Very useful webinar. Pls invite more of educators as ur guests
- Conduct more sessions

- The presentations could be sent as recorded version to us.
- No suggestions overall event is excellent
- These webinars should be made subject specific and conducted quite often
- Plz send the link and ppts which were presented by Resource persons.
- Looking forward to attend more enriching programs
- Please send PPT for all the three days as we have internet connection problem
- More webinars on entrepreneurship is expected
- These webinars should be made subject specific & conducted quite often
- Please provide PPT and PDF files
- General topics to be chosen rather than department would be helpful
- Looking for such sessions in future.
- Conduct more sessions in future
- Please provide a webinar on ML and AI
- please organize some more wonderful events like this
- Expecting more such sort of inspirational sessions
- Conduct some more sessions
- Dispatch of feedback form and rectification of spellings in certificate can be synchronized better
- Do more webinar on different topics
- Look forward to many such enriching programs
- Looking forward for Management webinars from your side

- An FDP on usage of app for online classes (explaining all the features)
- Need more webinars on Contemporary situations
- Enriching program, looking for more like this in future, in particular Mind studies
- Organize more events during covid19.
- Different relevant topic
- ಇನ್ನೂ ಹೆಚ್ಚಿನ ಸಮಯವನ್ನು ಕೂಡಬೇಕೆನಿಸುತ್ತದೆ.
- Waiting for such programs in future
- Some more programs on Fashion Technology
- Programs on technical subjects to be arranged
- Kindly conduct such webinar in future
- Organize one more webinar
- Webinar about commercial practice
- Plz conduct more webinar
- Add the live experience of a girl with hardships in her life to become a professor of University and encourage people to be happy.

Negative critics indicates path towards improvement. As the say goes, 'Each and every indication of mistakes is the first step towards PERFECTION', those critics include:

- Time management is required
- Dispatch of feedback form and rectification of spellings in certificate can be synchronized better

Overall impact of 300 feedbacks of the webinar indicated that webinar was at the right path of intensifying the glory of the institution. This also indicate that the institution have to maintain and gradually increase its growth and glory in an upward trend.

Prepared by,

B. N. Sathya Bhama

Dr. B. N. Sathya Bhama

Associate Professor
Department of Commerce & Management
VETFGC

P *Principal*
V.E.T. FIRST GRADE COLLEGE
J.P. Nagar, Bangalore - 560 078


DIAGRAMMATIC REPRESENTATION

1. Resource information provided in this event is relevant to you
299 responses




● Yes
● No

2. You are likely to use this information in future *
299 responses




● Yes
● No
● Maybe

3. Presentations were interesting
299 responses



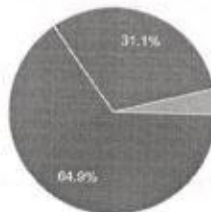
● Yes
● No

4. Would you refer this event to others
299 responses



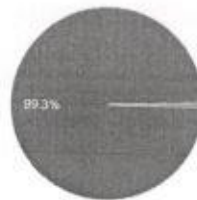
● Yes
● No

5. Overall event
299 responses



● Excellent
● Very Good
● Good
● Not satisfactory

6. Would you like to join similar event conducted in future?
299 responses



● Yes
● No

Prepared by,

B. N. Sathya Bhama
Dr. B. N. Sathya Bhama

Associate Professor
Department of Commerce & Management
VETFGC

P. H. H.
Principal

V.E.T. FIRST GRADE COLLEGE
J.P. Nagar, Bangalore - 560 076



V.E.T. FIRST GRADE COLLEGE

(Permanently Affiliated to Bengaluru City University,

Listed U/s 2(f) & 12(B) of UGC Act)

#18, 14th Main, 2nd Phase J.P. Nagar, Bengaluru – 560078.

“ONE DAY GUEST LECTURE ON “COMMERCIAL ARITHMETIC- COMPOUND INTEREST & ITS APPLICATIONS”

Conducted on 28TH MAY, 2021 FOR B.COM & BBA students

Feedback Analysis Report -2020-21


In the midst of the COVID-19 epidemic, the whole globe is looking for new methods to stay alive. The future training need will undoubtedly evolve, with a wide range of competencies becoming the new standard. The major focus will be a shift in perspective from simply knowledge to ability. The lock-down that has standardized training is perhaps the worst tragedy of the COVID-19 epidemic.

This online guest lecture concentrates on **Commercial arithmetic**, which is a branch of mathematics that deals with money matters and **Commercial arithmetic** is used in many areas of our daily activities. **Compound interest** is the addition of **interest** to the principal sum of a loan or deposit, or in other words, **interest** on **interest**. It is the result of reinvesting **interest**, rather than paying it out, so that **interest** in the next period is then earned on the principal sum plus previously accumulated **interest**. 68 students' feedbacks were analyzed as follows:

1. *Was the information provided by speaker useful?*

98.5% of the students indicated that the provided information by speaker was useful and remaining 1.5% of the students indicated that the provided information was not useful.

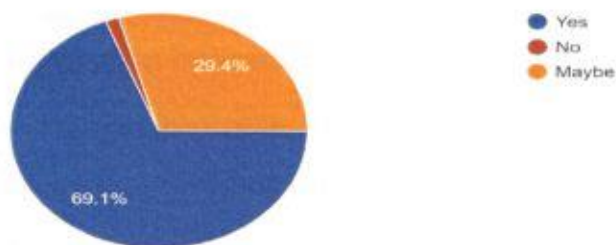
Was the information provided by speaker useful?
68 responses



2. *Did the lecture cover, what you were expecting?*

69.1% of the students stated that the lecture covered what they had expected from the speaker, 29.4% of the students stated they were not sure (maybe) that the lecture covered what they had expected from the speaker and 1.5% of them stated that the lecture did not covered what they had expected from the speaker.

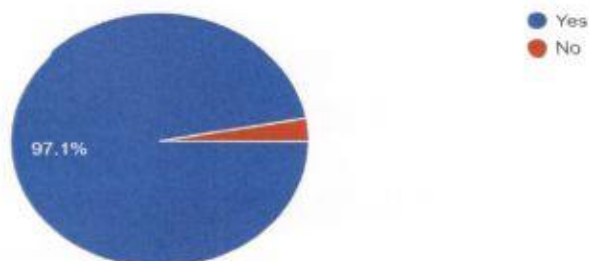
Did the lecture cover, what you were expecting ?
68 responses



3. *Would you like to have such kind of session in future?*

97.1% of students liked to have such kind of session in future and remaining 2.9% of students does not like to have such kind of session in future.

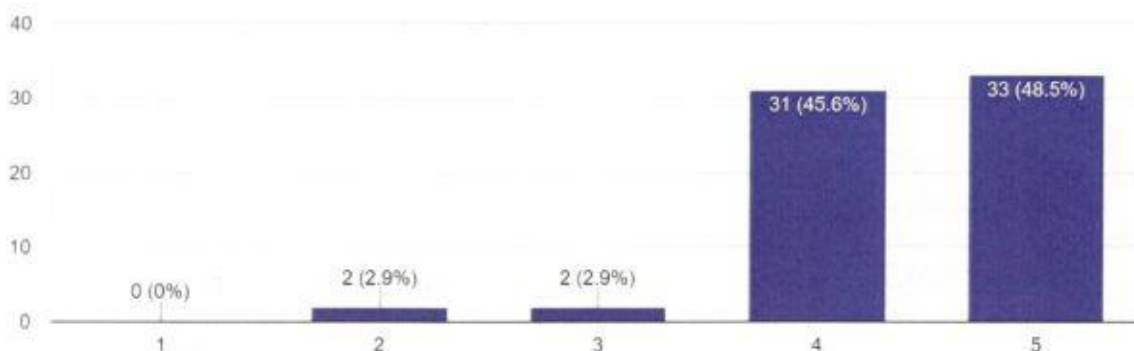
would you like to have such kind of session in future
68 responses



4. Overall event of the lecture (5 is highest)?

Overall event of lecture was appreciated as '5' by (33 students) 48.5%, '4' by (31 students) 45.6%, '3 & 2' by (2 students) 2.9% and no students rated '1'.

overall rating of the lecture (5 is highest)
68 responses



Prepared by,

B. N. Sathya Bhama
Dr. B. N. Sathya Bhama
Associate Professor
Department of Commerce & Management
VETFGC

P. flit
Principal
V.E.T. FIRST GRADE COLLEGE
J.P. Nagar, Bangalore - 560 078



V.E.T. FIRST GRADE COLLEGE

(Permanently Affiliated to Bengaluru City University,

Listed U/s 2(f) & 12(B) of UGC Act)

#18, 14th Main, 2nd Phase J.P. Nagar, Bengaluru – 560078.

“ONE DAY SPECIAL LECTURE ON “GST INTRODUCTION AND PRACTICAL ASPECTS”

Conducted on 29TH MAY, 2021 FOR M.Com and B.COM students

Feedback Analysis Report - 2020-21

The entire world is growing and changing reasons to maintain alive in the middle of the COVID-19 pandemic. Future education practices will certainly improve, with a diverse combination of techniques becoming the new standard. A shift in perspective from knowledge to capability will be a large emphasis. Perhaps the hardest tragedy of the COVID-19 pandemic is the lock-down despite regular training.

This online special lecture concentrates on **GST INTRODUCTION AND PRACTICAL ASPECTS** with main purpose for establishing GST was to remove the cascading effect of tax. Secondly, they intended to remove the indirect taxes levied by the Union and the State. Removal of Cascading Effect- **GST** implementation will ensure that cascading effect of taxation is removed. 41 students' feedbacks were analyzed as follows:

1. Was the information provided by speaker useful?

All 100% of the students indicated that the provided information by speaker was useful.

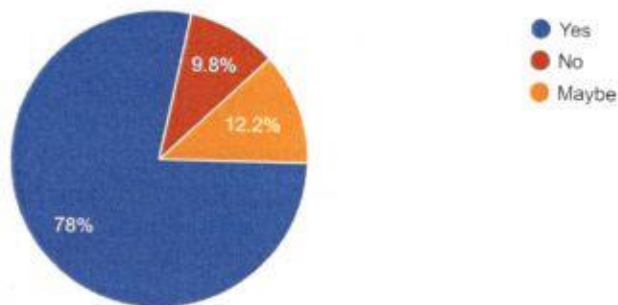
Was the information provided by speaker useful?
41 responses



2. *Did the lecture cover, what you were expecting?*

78% of the students stated that the lecture covered what they had expected from the speaker, 12.2% of the students stated they were not sure (maybe) that the lecture covered what they had expected from the speaker and 9.8% of them stated that the lecture did not covered what they had expected from the speaker.

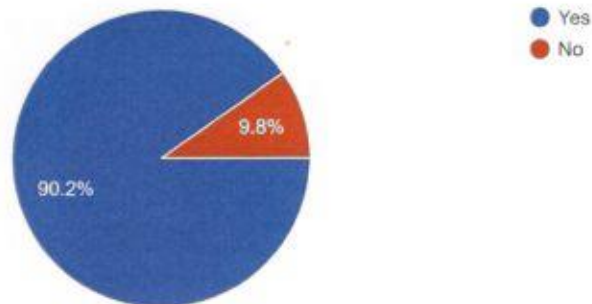
Did the lecture cover, what you were expecting ?
41 responses



3. *Would you like to have such kind of session in future?*

90.2% of students liked to have such kind of session in future and remaining 9.8% of students does not like to have such kind of session in future.

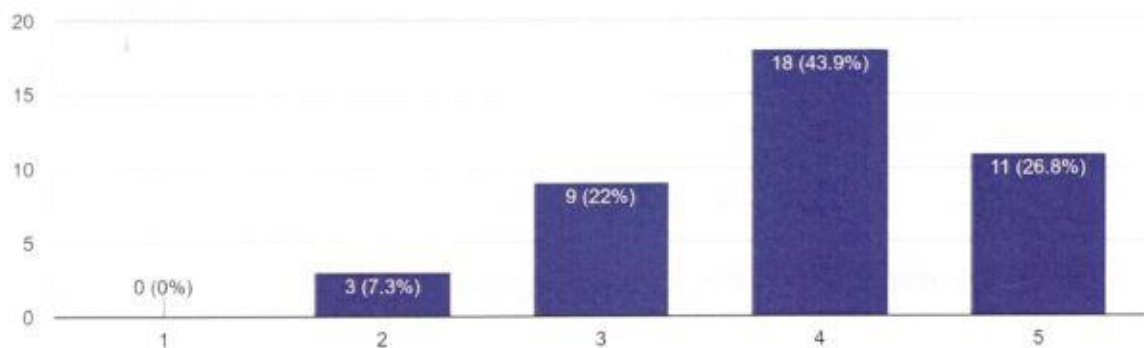
would you like to have such kind of session in future
41 responses



4. Overall event of the lecture (5 is highest)?

Overall event of lecture was appreciated as '5' by (11 students) 26.8%, '4' by (18 students) 43.9%, '3' by (9 students) 22%, '2' by (3 students) 7.3% and no students rated '1'.

overall rating of the lecture (5 is highest)
41 responses



Prepared by,

B. N. Sathyabhama

Dr. B. N. Sathya Bhama

Associate Professor
Department of Commerce & Management
VETFGC

[Signature]
Principal
V.E.T. FIRST GRADE COLLEGE
J.P. Nagar, Bangalore - 560 078



V.E.T. FIRST GRADE COLLEGE

(Permanently Affiliated to Bengaluru City University,
Listed U/s 2(f) & 12(B) of UGC Act)
#18, 14th Main, 2nd Phase J.P. Nagar, Bengaluru – 560078.

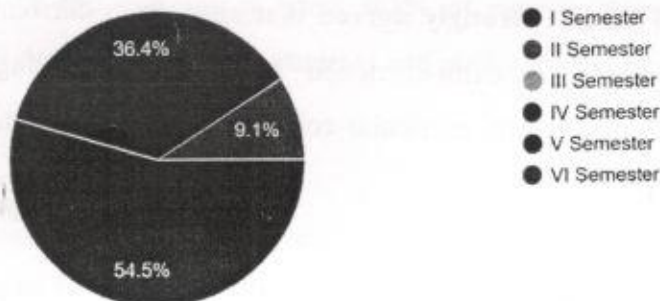
Overall Parents' Feedback Analysis Report for Academic year 2020-2021

As **parents** have a voice to share and an **important** story to share. Our experiences are valuable and can be used to change and improve lives for the better. As such we are natural **stakeholders** for many different systems and programs and that can offer a path to become apt **Citizens**. Feedbacks were collected from parents. Questions sent to the students which were to be filled and submitted by parents. 11 parents responded for the same:

Class of the student belong to?

Semester


11 responses



54.5% parents of I Semester student responded, 36.4% parents of V Semester and remaining 9.1% parents were VI Semester.

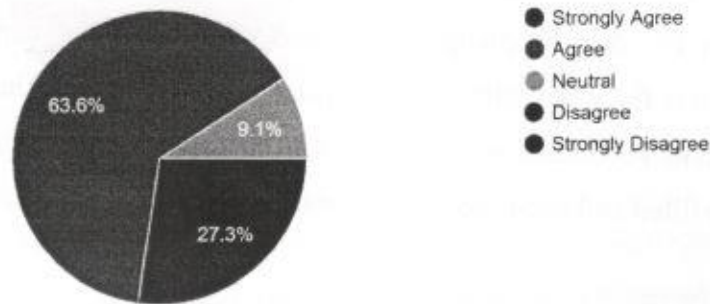
1. The atmosphere in the Institution is conducive for learning

11 responses



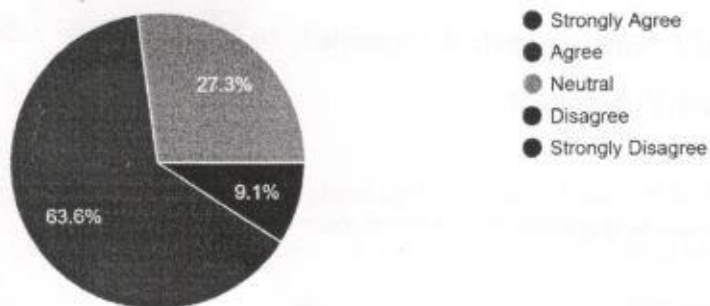
54.5% of parents **agreed** that the atmosphere in the Institution is conducive for learning and remaining 45.5% **strongly agreed** that the atmosphere in the Institution is conducive for learning.

2. Apart from curricular college also gives importance to co-curricular & extra curricular activities
11 responses



63.6% of parents **agreed** that apart from curricular college also gives important to co-curricular, 27.3% of parents **strongly agreed** that apart from curricular college also gives important to co-curricular & extra-curricular activities & remaining 9.1% parents were **neutral** about college apart from curricular college also gives important to co-curricular & extra-curricular activities.

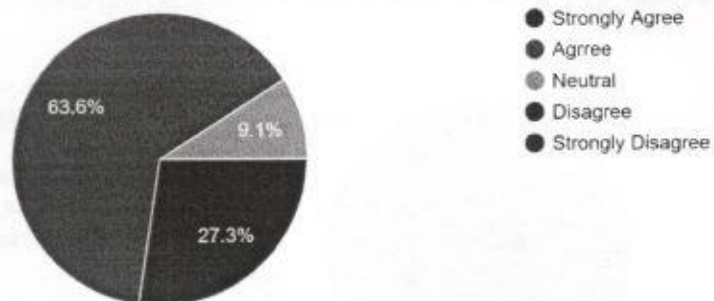
3. Employability is given importance in the College
11 responses



63.6% of parents **agreed** about employability is given importance in the College, 27.3% of parents were **neutral** about employability is given importance in the College & remaining 9.1% of parents **strongly agreed** about employability is given importance in the College.

4. Importance are given to (NSS, Sports, Etc., & Cultural activities)


11 responses



63.6% of parents **agreed** about college providing importance towards NSS, Sports, etc., and Cultural activities, 27.3% of parents **strongly agreed** about college providing importance towards NSS, Sports, etc., and Cultural activities & remaining 9.1% of parents were **neutral** about college providing importance towards NSS, Sports, etc., and Cultural activities.

5. Cells / Clubs / Forum helps the students & Parents

11 responses



63.6% of parents **agreed** about college providing cells / clubs / forum which help the students and parents, 18.2% of parents **strongly agreed** about college providing cells / clubs / forum which help the students and parents & remaining 18.2% of parents were **neutral** about college providing cells / clubs / forum which help the students and parents.

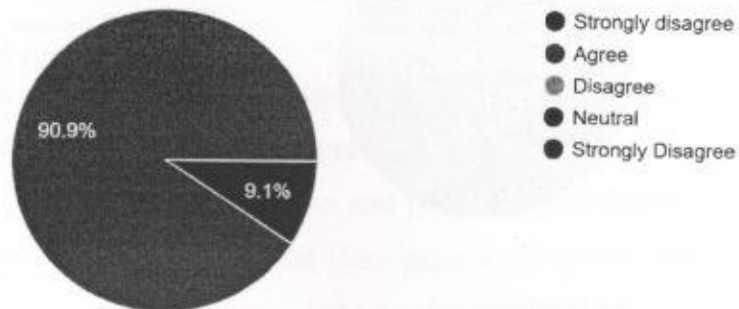
6. College Infrastructure well Maintained

11 responses

Parents gave the following information regarding the College infrastructure "Yes well maintained, Good, Nice Campus, Really awesome and Can be much better!"

7. Over all development of the Student and quality of teaching & learning is good?

11 responses



90.9% of parents **agreed** about college providing overall development of the students and quality of teaching and learning is good, 9.1% of parents **strongly agreed** about college providing overall development of the students and quality of teaching and learning is good.

The feedback analysis is all about overall opinion of parents regarding VET First Grade College, J. P. Nagar, Bengaluru-560078.

Prepared by,

B. N. Sathyabhama

Dr. B. N. Sathya Bhama
Associate Professor
Department of Commerce & Management
VETFGC

P. Anil

Principal
Principal
V.E.T. FIRST GRADE COLLEGE
J.P. Nagar, Bangalore - 560 078



V.E.T. FIRST GRADE COLLEGE

(Permanently Affiliate to Bengaluru Central University,

Listed U/s 2(f) & 12(B) of UGC Act)

#18, 14th Main, 2nd Phase J.P. Nagar, Bengaluru – 560078.


Students' Online or Offline 1st Internals Exam - Feedback Analysis Report Academic year 2020-2021

Effective feedback guides students to become independent and self-reflective learners, and better critics of their own work as students are main part of stakeholders. Online test shall be considered but weightage shall be given to students opting offline internal exam due to transparency, provided all the procedures relating to Covid – 19 given by UGC and government of Karnataka was strictly followed.

Questions asked to the students in the survey during the month of Nov 2020, about Online or Offline 1st Internals Exam during Covid-19 pandemic period and 365 responses were received:


1. Which semester do you belong to?

33.4% of students belong to I semester, 40% of students belong to III Semester and 26.6% of students belong to V Semester of all the courses.



2. How do you prefer to attend 1st Internal exam?

72.3% of students preferred to attend 1st Internal exam through Online and remaining 27.7% preferred to attend offline.



Courses	Total	offline	I Sem	III Sem	V Sem
BCA	87	18	8	10	0
M.Com	16	6	0	6	0
BBA	38	16	14	0	2
B. Com	182	56	27	18	11
B. Sc FAD	42	7	0	6	1
Total	365	103	49	40	14

Out of 365 students, 103 students preferred **offline** writing (28%). Majority students prefer **online Internal exam** (72%).

Prepared by,
B.N. Sathya Bhama
 Dr. B. N. Sathya Bhama
 Associate Professor
 Department of Commerce & Management

Action Plan

A meeting was called for with the heads of the departments and Coordinators to discuss the mode and platform for conducting I Internals. After deliberation, it was agreed that students be given both offline and online mode for writing their internals considering the prevailing pandemic and requests from the stakeholders. It was further discussed that Microsoft teams be used for online mode and preference in internal assessment marks be given to students appearing in the offline mode.

B Rammya
B Rammya
 IQAC Coordinator

P. H. S.
 Principal
V.E.T. FIRST GRADE COLLEGE
 J.P. Nagar, Bangalore - 560 078



V.E.T. FIRST GRADE COLLEGE

(Permanently Affiliated to Bengaluru City University,

Listed U/s 2(f) & 12(B) of UGC Act)

#18, 14th Main, 2nd Phase J.P. Nagar, Bengaluru – 560078.

“STUDENT SATISFACTION SURVEY ON TEACHING & LEARNING PROCESS”

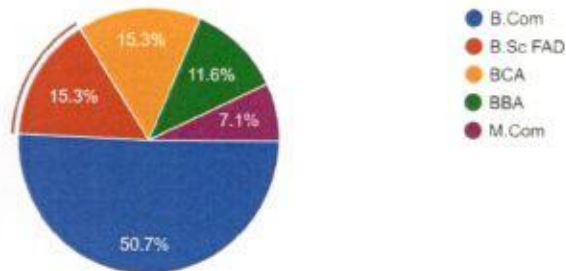
Feedback Analysis Report for Academic year 2020-2021

A student satisfaction survey is a questionnaire that the college send to their students. This template tells how students feel about their college's environment and facilities. This survey asks students to assess educational, social, and other aspects of the college. Survey feedbacks were collected from **379** respondents / students. The total number of the students in the college is 594 for the Academic Year 2020-21. This shows that 64% of the total students participated in the student satisfaction survey.

The survey was conducted to understand the student satisfaction regarding syllabus and curriculum, fairness in evaluation process, assistance in internships and industry visits, monitoring of progress by the class teachers / mentors, multiple opportunities provided to students for growth in the institution, recognition of strengths and weakness and proper guidance for the same and overall quality of teaching and learning in the institution.

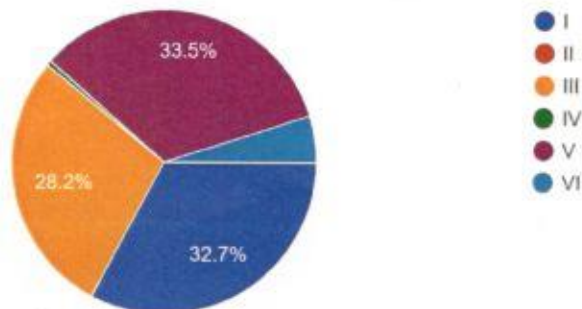
The following is the detailed analysis of the same

Course
379 responses



50.7% of the respondents are from B.Com course, **7.1%** of the respondents are from M.Com course, **15.3%** of the respondents are from BCA course, **11.6%** of the respondents are from BBA course and remaining **15.3%** of the respondents are from B. Sc- FAD course.

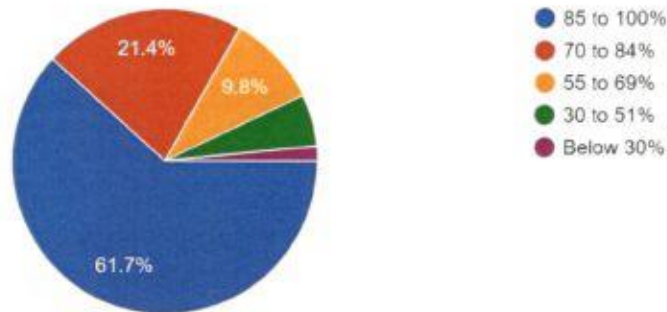
Semester
379 responses



33.5% of the respondents are from V Semester, **32.7%** of the respondents are from I Semester, **28.2%** of the respondents are from II Semester and remaining **5.6%** of the respondents are from VI Semester and IV Semester.

1. How much of the syllabus was covered in the class?

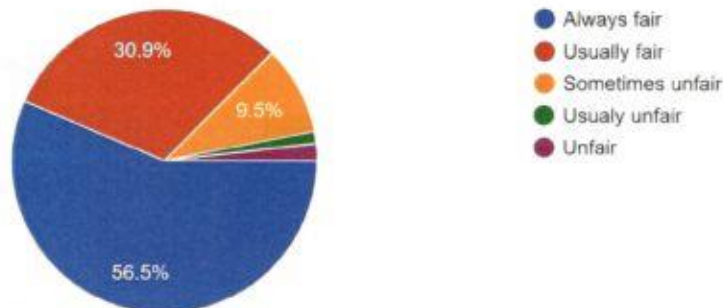
379 responses



61.7% of the respondents indicated that 85% to 100% of the syllabus was covered in the class, 21.4% of the respondents indicated that 70% to 84% of the syllabus was covered in the class, 9.8% of the respondents indicated that 55% to 69% of the syllabus was covered in the class and remaining 7.1% of the respondents indicated that 30% to 51% and below 30% of the syllabus was covered in the class.

2. Fairness of the Internal evaluation process by the Teachers.

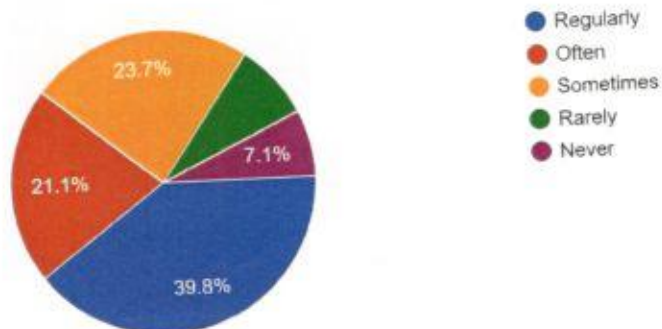
379 responses



56.5% of the respondents indicated that the internal evaluation process by the teachers were **always fair**, 30.9% of the respondents indicated that the internal evaluation process by the teachers were **usually fair**, 9.5% of the respondents indicated that the internal evaluation process by the teachers were **sometimes fair**

and remaining 3.1% of the respondents indicated that the internal evaluation process by the teachers were **usually unfair** or **unfair**.

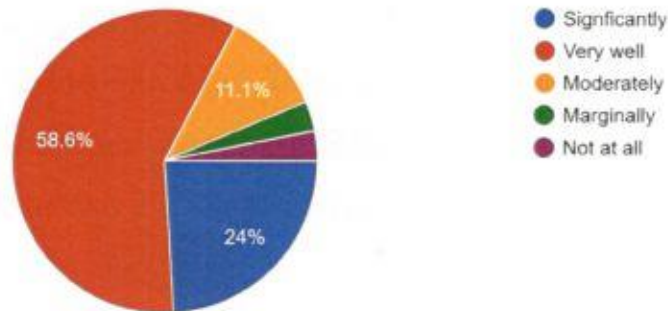
3. The Institute takes active interest in promoting internship, Projects, Industrial Visit & Field trip
379 responses



39.5% of the respondents indicated that the Institute takes active interest in promoting internship, projects, industrial visit & field trip **regularly**, 23.7% of the respondents indicated that the Institute takes active interest in promoting internship, projects, industrial visit & field trip **sometimes**, 21.1% of the respondents indicated that the Institute takes active interest in promoting internship, projects, industrial visit & field trip **often**, 7.1% of the respondents indicated that the Institute takes active interest in promoting internship, projects, industrial visit & field trip **never** and remaining 8.3% of the respondents indicated that the Institute takes active interest in promoting internship, projects, industrial visit & field trip **rarely**.

4. The Class teachers monitors progress in your Institution, facilitates you in cognitive, social and emotional growth

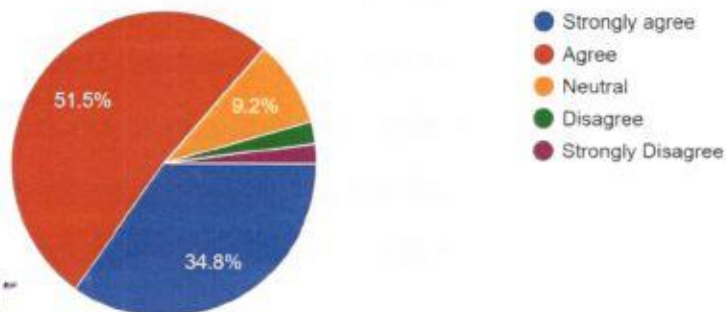
379 responses



58.6% of the respondents indicated that the class teachers monitors progress in the Institution, facilitates in cognitive, social and emotional growth **very well**, **24%** of the respondents indicated that the class teachers monitors progress in the Institution, facilitates in cognitive, social and emotional growth **significantly**, **11.1%** of the respondents indicated that the class teachers monitors progress in the Institution, facilitates in cognitive, social and emotional growth **moderately** and remaining **6.3%** of the respondents indicated that the class teachers monitors progress in the Institution, facilitates in cognitive, social and emotional growth **marginally and not at all**.

5. The Institution provides multiple opportunities like Sports, Cultural, NSS etc., to learn & grow

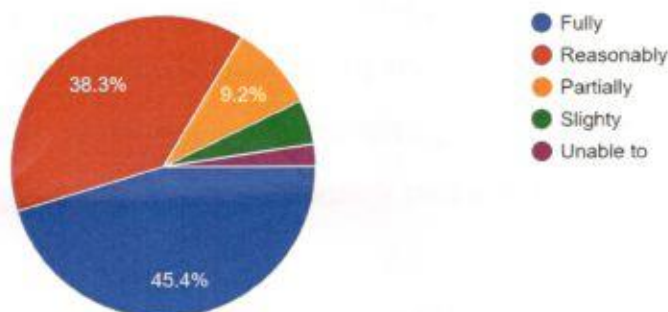
379 responses



51.5% of the respondents **agreed** that the Institution provides multiple opportunities like sports, cultural, NSS, etc., to learn & grow, **34.8%** of the respondents **strongly agreed** that the Institution provides multiple opportunities like sports, cultural, NSS, etc., to learn & grow, **9.2%** of the respondents **were neutral about** the Institution providing multiple opportunities like sports, cultural, NSS, etc., to learn & grow and remaining **4.5%** of the respondents **disagreed or strongly disagreed** that the Institution provides multiple opportunities like sports, cultural, NSS, etc., to learn & grow.

6. The teachers identify your strengths and encourage you with providing right level of challenges.

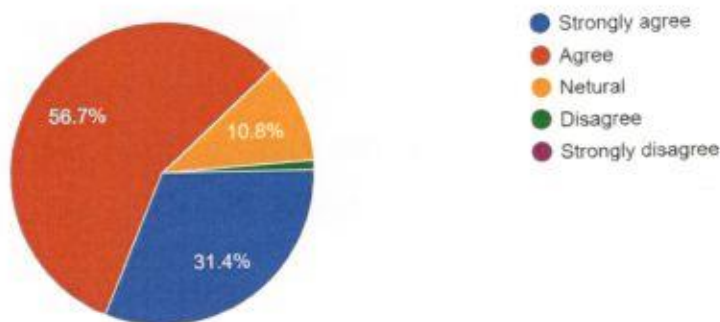
379 responses



45.4% of the respondents indicated **fully** that the teachers identify the strengths and encourage the students with providing right level of challenges, **38.3%** of the respondents indicated that the teachers identify the strengths and encourage the students with providing right level of challenges **reasonably**, **9.2%** of the respondents indicated **partially** that the teachers identify the strengths and encourage the students with providing right level of challenges and remaining **7.1%** of the respondents indicated that the teachers **slightly or unable to** identify the strengths and encourage the students with providing right level of challenges.

7. The overall quality of teaching- learning process in your Institute is very good.

379 responses



56.7% of the respondents **agreed** that the overall quality of teaching-learning process in the Institute is very good, 31.4% of the respondents **strongly agreed** that the overall quality of teaching-learning process in the Institute is very good, 10.8% of the respondents **netural** about the overall quality of teaching-learning process in the Institute is very good remaining 1.1% of the respondents **disagreed** that the overall quality of teaching-learning process in the Institute is very good.

8. Give observation / Suggestions to improve the overall teaching - learning experience in the Institution

- Teaching is good. I suggest that teachers should give group mini projects on the respective subjects.
- We are able to understand the teaching
- Mix the teachers with all languages it will help
- Development of conducting co- curriculum programmes
- Everything good
- Good in giving education and knowledge with physical and mental activities
- Happy in my dream college
- Everything is fine

- conduct more sports and trip activities
- Overall good
- By providing more workshop
- This learning experience is good
- Give important question which can help us in exam
- It's good no improvement needed
- Revision/teaching
- Add extra - curricular activities for PG students
- Offline class is best
- Doing nice continue
- Satisfied
- Teaching is ok - ok but we can understand that for a little time and later we will forget
- conduct sports and trip activities
- Recording class should be sent to children
- Timing's problem
- Techers should teach in Kannada also not only English all the time

Overall , 85% of the students are satisfied with the quality of teaching and learning in the institution.

Prepared by,

B. N. Sathya Bhama

Dr. B. N. Sathya Bhama

Associate Professor

VETFGC

Verified by,

VET FIRST GRADE COLLEGE

B Rammya

B Rammya

IQAC Coordinator

P. this

Principal & Academic Director

Principal
V.E.T. FIRST GRADE COLLEGE

J.P. Nagar, Bangalore - 560 078



V.E.T. FIRST GRADE COLLEGE

(Permanently Affiliated to Bengaluru City University,

Listed U/s 2(f) & 12(B) of UGC Act)

#18, 14th Main, 2nd Phase J.P. Nagar, Bengaluru – 560078.

“Students’ usage of gadgets during online classes and their vaccination status”

Feedback Analysis Report for Academic year 2020-2021

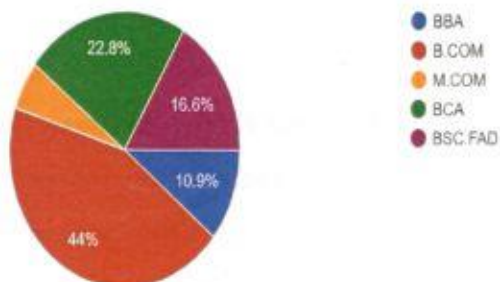
Students are the most important stakeholder of the institution, and their continuous feedback enables the institution to improvise and attain greater heights. College is crucial in the lives of students for a variety of reasons, including long-term financial benefit, employment stability, professional happiness, and success beyond the office. A college degree is essential for students' success in today's market, since more and more jobs require additional education. Traditional education has shifted to online learning because of the COVID-19 epidemic.

It was suggested by the industry expert Sri Nagendra and the management representatives President Sri B R Viswanath Setty and Honorary Secretary Dr Manandi N Suresh during IQAC meeting held on 27th May 2021 to collect feedback on usage of gadget during online classes and their vaccination status to further improve the online teaching and learning and arrange for vaccination drives if necessary.

Questions were prepared and sent to the students through Google forms and 193 responses were received. The following is the detailed analysis of the feedback.

1. Which course do you belong to?

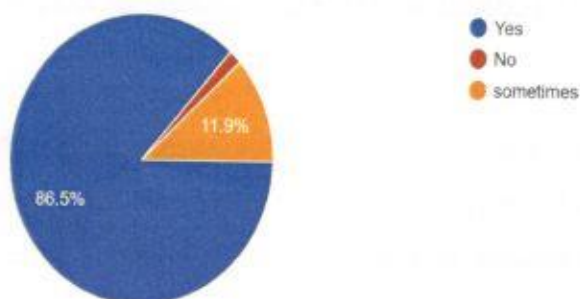
Course
193 responses



44% of students who responded belong to B. Com, 22.8% of students belong to BCA, 16.6% of students belong to B. Sc FAD, 10.9% of students belong to BBA and 5.7% of students belong to M. Com course.

2. *Are they attending online classes?*

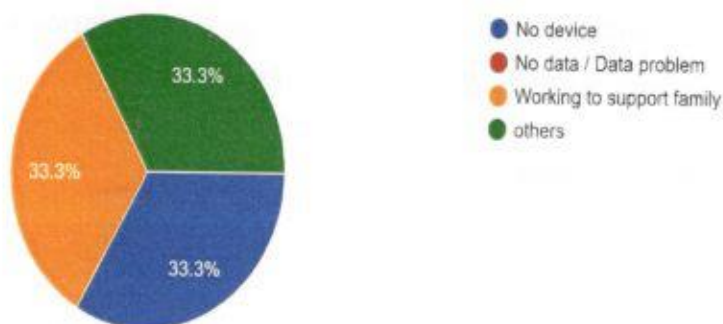
Are you attending the online classes
193 responses



86.5% of students responded that they regularly attend online classes, 11.9% of students sometime attend online classes and remaining 1.6% of students do not attend online classes.

3. *Reasons for not attending online classes.*

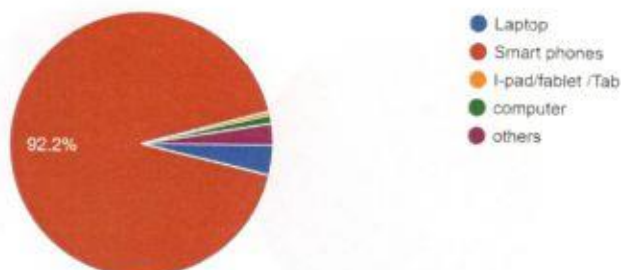
If you are not attending the online classes . why ?
3 responses



33.3% of students did not attend online classes because they did not have device to attend classes, 33.3% of students did not attend online classes because they had to work to support family in this difficult times of COVID-19 Pandemic, 33.3% of students did not attend online classes because they have other reasons and remaining 0.1% of students did not attend online classes because they have data problem.

4. *Gadgets used for Online Classes.*

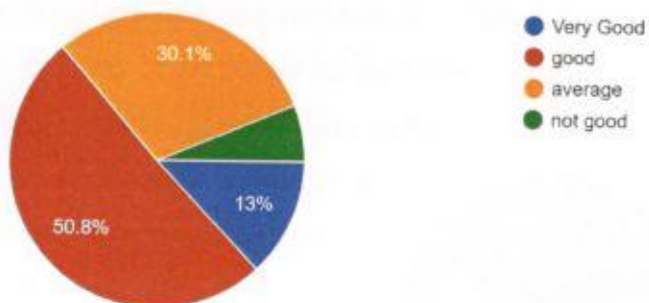
If Yes/sometimes through which gadgets
193 responses



92.2% of students attend online classes using smart phone and remaining 7.8% of students attend online classes using laptop, I-pad or tablet, computer, others.

5. *Feedback on effectiveness of online classes*

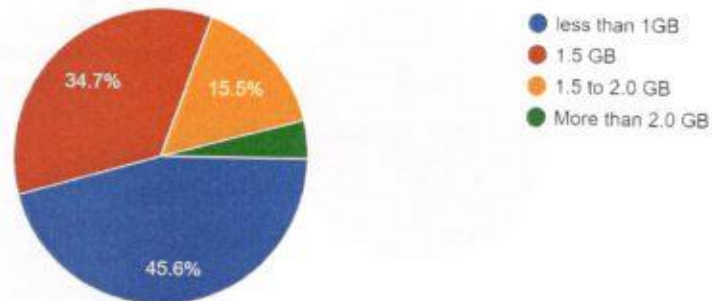
How do you find the online classes
193 responses



50.8% of students responded that online classes are good, 30.1% of students informed that online classes were average, 13% of students informed that online classes are very good and remaining 6.1% of students informed that online classes are not good.

6. Data consumption during online classes

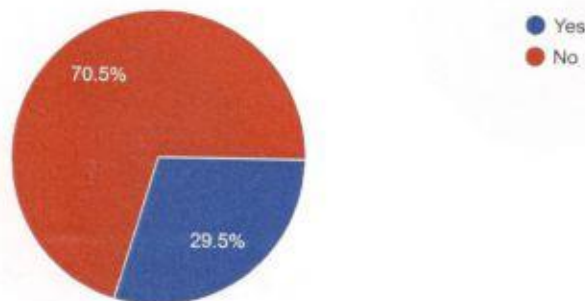
How much data gets consumed during the classes
193 responses



45.6% of students informed that less than 1 GB data are consumed for the classes, 34.7% of students informed that 1.5 GB data are consumed for the classes, 15.5% of students informed that 1.5 to 2.0 GB data are consumed for the classes and 4.2% of students informed that more than 2.0 GB data are consumed during the classes.

7. Vaccination status of students

Have you got yourself vaccinated
193 responses

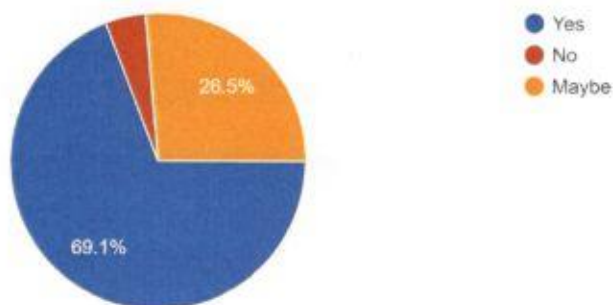


70.5% of students responded that they are not vaccinated and 29.5% of students informed that they are vaccinated.

8. Opinion on Availing vaccination through college (if organised)

In case college organizes vaccination drive, would you like to avail?

136 responses



69.1% of students responded that they would like to avail vaccination, if college organize vaccination drive, 26.5% of students are doubtful or unable to decide to avail vaccination if college organize vaccination drive and remaining 4.4% 69.1% of students do not like to avail vaccination if college organize vaccination drive.

Overall Analysis:

The students are the most important stakeholders of Higher Education systems. The interest and participation of students at all levels in both internal quality assurance and external quality assurance play a central role. We have collected feedback from our undergraduate students and post graduate students on usage of gadgets for online classes and vaccination status of students. **From the above analysis it can be analysed that majority of students use SMART PHONES to attend online classes and are satisfied with ONLINE Teaching Learning and Evaluation Process of the Institution and want to AVAIL COVID -19 Vaccination through vaccination drive in the college.**

Prepared by,

B. N. Sathya Bhama
Dr. B. N. Sathya Bhama
Associate Professor
Department of Commerce & Management

Verified by

B. Rammya
IQAC Coordinator

P. R. Parvathi
Principal

Dr R Parvathi
IQAC Chairperson
Principal

V.E.T. FIRST GRADE COLLEGE
J.P. Nagar, Bangalore - 560 076



V.E.T. FIRST GRADE COLLEGE

(Permanently Affiliate to Bengaluru Central University,

Listed U/s 2(f) & 12(B) of UGC Act)

#18, 14th Main, 2nd Phase J.P. Nagar, Bengaluru – 560078.

Students' Graduation Day - Feedback Analysis Report **Academic year 2020-2021**

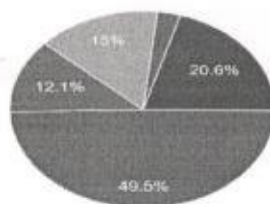
Effective feedback from students regarding conducting of Graduation Day and consent for those who were to attend the same which would provide correct data for necessary requirement and arrangements to be made by the college, provided all the procedures relating to Covid – 19 given by UGC and government of Karnataka was strictly followed. Feedback was collected during November / December, 2020.

Questions asked to the students in the survey about conducting of Graduation Day on 24th December, 2020 during Covid-19 pandemic period and 107 responses were received:

1. Which course do you belong to?

49.5% of students belong to B.Com., 12.1% of students belong to B. Sc FAD, 15% of students belong to BCA, 2.8% of students belong to BBA and 20.6% of students belong to M.Com.

Course
107 responses

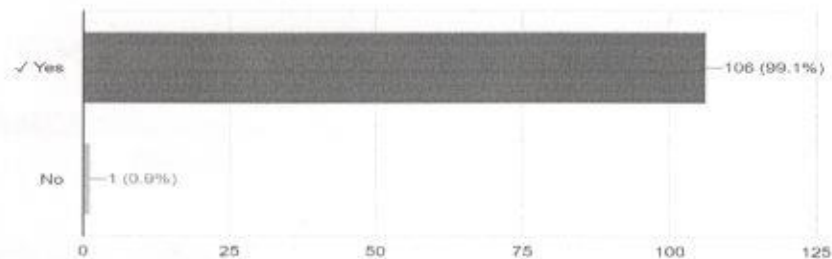


● B.Com
● B.Sc FAD
● BCA
● BBA
● M.Com

2. Do you want to attend Graduation Day?

99.1% of students (106 students) answered 'YES' to attend Graduation Day and remaining 0.9% of students (1 student) answered 'NO' to attend Graduation Day.

Attending Graduation Day
106 / 107 correct responses



3. *Would you attend the practice session on 19th December, 2020 at 10.30 am in the college auditorium?*

60.7% of students answered 'YES' to attend practice session on 19th December, 2020 at 10.30 am in the college auditorium and remaining 39.3% of students answered 'NO' to attend practice session on 19th December, 2020 at 10.30 am in the college auditorium.

Would you attend the practice session on 19DEC2020 AT 10.30 AM in the college auditorium?
107 responses



Majority students prefer to attend Graduation day during Covid – 19 pandemic, provided all the procedures relating to Covid – 19 given by UGC and government of Karnataka was strictly followed by them.

Prepared by,

B. N. Sathya Bhama

Dr. B. N. Sathya Bhama
Associate Professor
Department of Commerce & Management
VETFGC

P. Sathya
Principal
V.E.T. FIRST GRADE COLLEGE
J.P. Nagar, Bangalore - 560 078



V.E.T. FIRST GRADE COLLEGE

(Permanently Affiliated to Bengaluru City University,
Listed U/s 2(f) & 12(B) of UGC Act)
#18, 14th Main, 2nd Phase J.P. Nagar, Bengaluru – 560078.

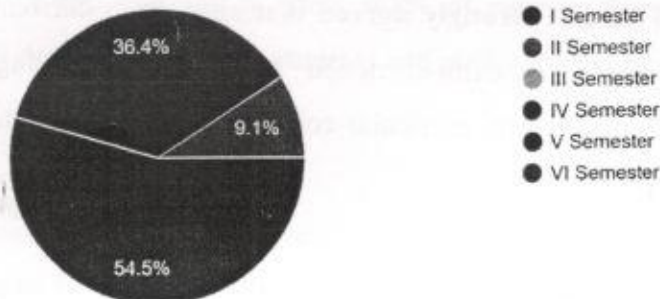
Overall Parents' Feedback Analysis Report for Academic year 2020-2021

As **parents** have a voice to share and an **important** story to share. Our experiences are valuable and can be used to change and improve lives for the better. As such we are natural **stakeholders** for many different systems and programs and that can offer a path to become apt **Citizens**. Feedbacks were collected from parents. Questions sent to the students which were to be filled and submitted by parents. 11 parents responded for the same:

Class of the student belong to?

Semester


11 responses



54.5% parents of I Semester student responded, 36.4% parents of V Semester and remaining 9.1% parents were VI Semester.

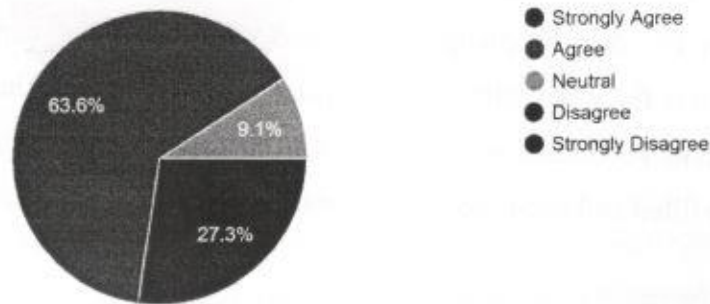
1. The atmosphere in the Institution is conducive for learning

11 responses



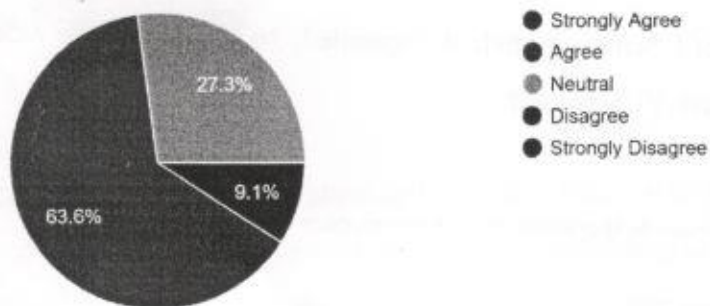
54.5% of parents **agreed** that the atmosphere in the Institution is conducive for learning and remaining 45.5% **strongly agreed** that the atmosphere in the Institution is conducive for learning.

2. Apart from curricular college also gives importance to co-curricular & extra curricular activities
11 responses



63.6% of parents **agreed** that apart from curricular college also gives important to co-curricular, 27.3% of parents **strongly agreed** that apart from curricular college also gives important to co-curricular & extra-curricular activities & remaining 9.1% parents were **neutral** about college apart from curricular college also gives important to co-curricular & extra-curricular activities.

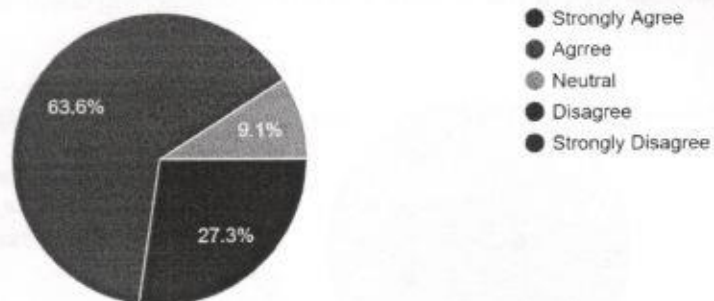
3. Employability is given importance in the College
11 responses



63.6% of parents **agreed** about employability is given importance in the College, 27.3% of parents were **neutral** about employability is given importance in the College & remaining 9.1% of parents **strongly agreed** about employability is given importance in the College.

4. Importance are given to (NSS, Sports, Etc., & Cultural activities)


11 responses



63.6% of parents **agreed** about college providing importance towards NSS, Sports, etc., and Cultural activities, 27.3% of parents **strongly agreed** about college providing importance towards NSS, Sports, etc., and Cultural activities & remaining 9.1% of parents were **neutral** about college providing importance towards NSS, Sports, etc., and Cultural activities.

5. Cells / Clubs / Forum helps the students & Parents

11 responses



63.6% of parents **agreed** about college providing cells / clubs / forum which help the students and parents, 18.2% of parents **strongly agreed** about college providing cells / clubs / forum which help the students and parents & remaining 18.2% of parents were **neutral** about college providing cells / clubs / forum which help the students and parents.

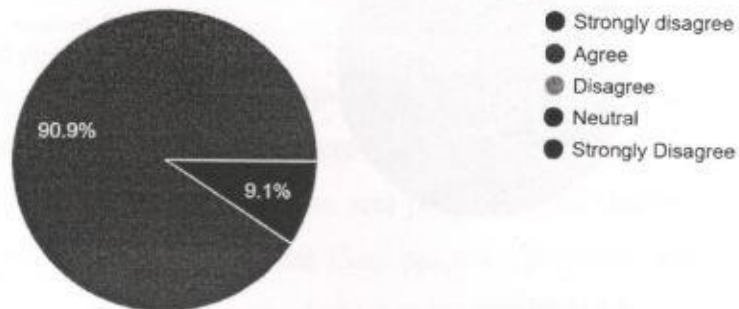
6. College Infrastructure well Maintained

11 responses

Parents gave the following information regarding the College infrastructure "Yes well maintained, Good, Nice Campus, Really awesome and Can be much better!"

7. Over all development of the Student and quality of teaching & learning is good?

11 responses



90.9% of parents **agreed** about college providing overall development of the students and quality of teaching and learning is good, 9.1% of parents **strongly agreed** about college providing overall development of the students and quality of teaching and learning is good.

The feedback analysis is all about overall opinion of parents regarding VET First Grade College, J. P. Nagar, Bengaluru-560078.

Prepared by,

B. N. Sathyabhama

Dr. B. N. Sathya Bhama
Associate Professor
Department of Commerce & Management
VETFGC

P. Anil

Principal
Principal
V.E.T. FIRST GRADE COLLEGE
J.P. Nagar, Bangalore - 560 078