

VET FIRST GRADE COLLEGE

Permanently Affiliated to Bengaluru City University, Recognised u/s 2(f) & 12 (B) of UGC Act) NAAC Accredited A Grade

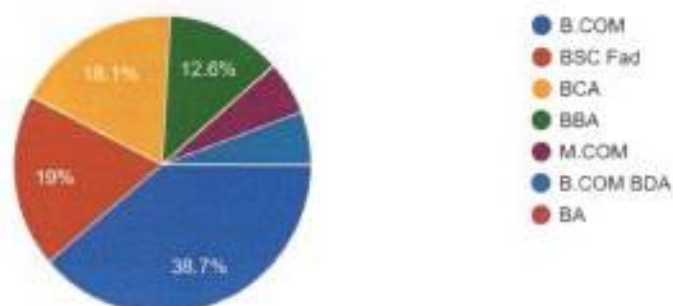
#18, 14TH Main, J.P. Nagar II Phase, Bengaluru – 560078

Ph: 080 -26586808 E-Mail: vetfgc@rediffmail.com Website: www.vetinst.org

SSS – STUDENT SATISFACTION SURVEY – 2023-24

The institution always believes in keeping all its stakeholders happy and satisfied. In this direction, the college sent out a google form to all the students of the college to collect the feedback on students regarding the SSS for the academic year 2023-24. A total of 326 responses were received from all the students belonging to different programs like B.Com, B.Sc FAD, BCA, BBA, B.Com BDA, BA and M.Com. The following is the detailed analysis of the feedback received.

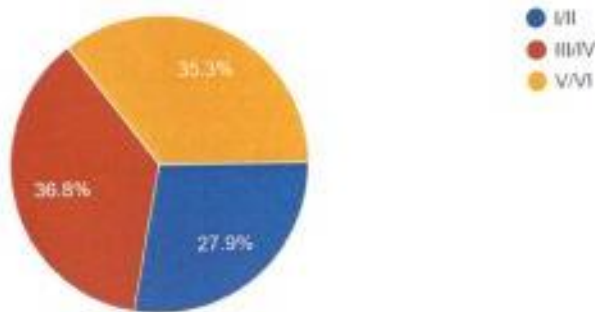
Program
326 responses



The above pie chart represents that the majority (38.7%) of the respondents belong to B.Com, 19% to B.Sc FAD, 18.1% belong to 18.1%, 12.6% belong to BBA, 5.8% belong to M.Com and B.Com BDA each. This shows the representation of students from all programs offered in the institution

semester

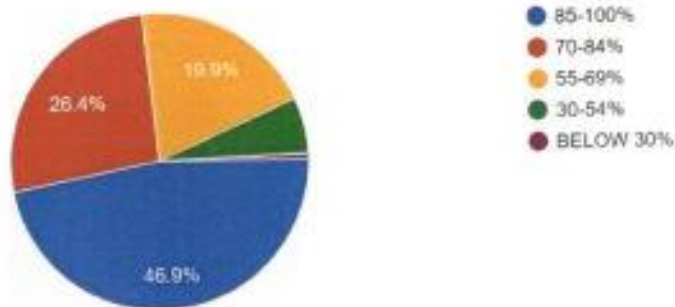
326 responses



The above pie chart represents that 36.8% belong to I years, 35.3% belong to II year and 27.9% belong to III year. This shows that all the three years have given their feedback.

How much of the syllabus was covered in class

326 responses



Regarding the coverage of syllabus, 46.9% said that 85-100% of syllabus is covered, 26.4% said that 70-84% of syllabus is covered, 19.9% said that 55-69% of syllabus is covered, 6.1% said that 30-54% syllabus is covered. This shows that the college focusses on covering the syllabus in totality.

How well teachers prepare for the classes

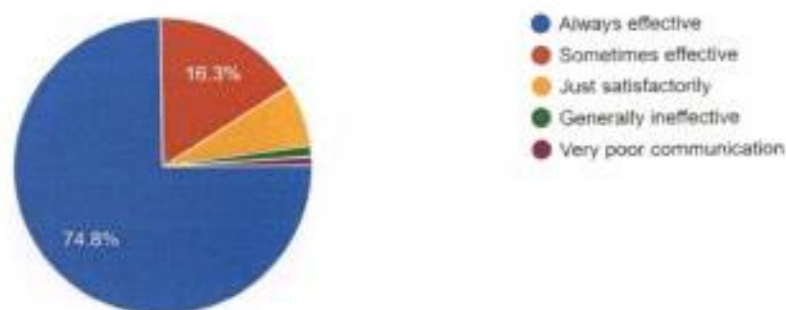
326 responses



The above chart shows the opinion on preparedness of teachers for the classes. It is observed that 52.8% opine that teachers are thoroughly prepared, 43.9% say teachers are satisfactorily prepared, 3% say that teachers are poorly prepared and 3% say that they are indifferently prepared. This implies that almost all of the teachers are well prepared for the classes

How well were the teachers able to communicate?

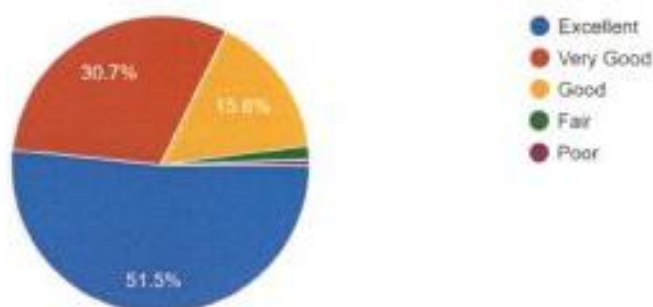
326 responses



The above chart shows the opinion on preparedness of teachers with respect to communication. It is observed that 74.8% opine that teachers are always effective in communication, 16.3% say that communication is sometimes effective, 6% say that it is just satisfactory, 2% say its generally ineffective and balance 1% say that it is very poor. This implies that majority of the students feel that the communication of teachers is very effective

The teacher's approach to teaching can best be described as

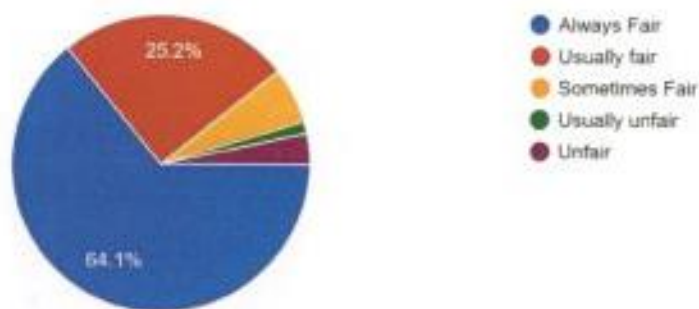
326 responses



The above chart shows the opinion on teachers approach to teaching by the students. It is observed that 51.5% describe it as excellent, 30.7% describe it as very good, 15.6% describe it as good, 2% say it is fair and balance 1% says it is poor. This implies that majority of the students feel that the the approach of teachers' teaching is excellent to very good

Fairness of the internal evaluation process by the teachers.

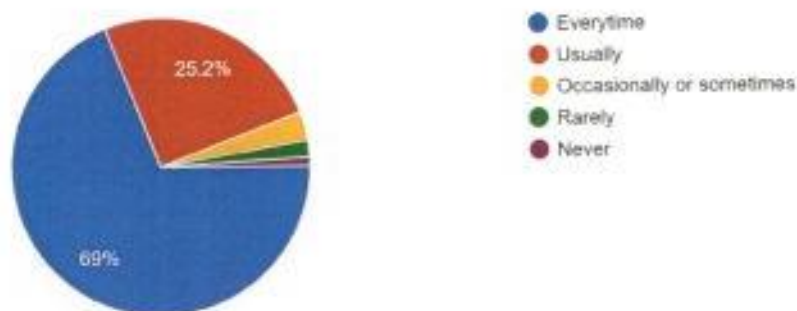
326 responses



The above chart shows the opinion on fairness of internal evaluation process by the teachers. It is observed that 64.1% feel that evaluation process is always fair, 25.2% feel it is usually fair, 7% feel it is sometimes fair, 1% feel that is usually unfair and 3% feel that it is unfair. This implies that the internal evaluation process is fair and reasonable in the institution.

Was your performance in assignments discussed with you?

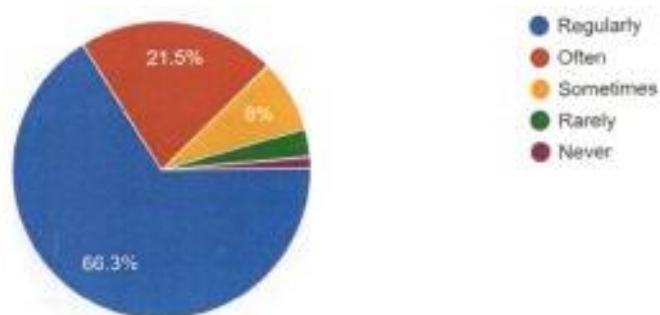
326 responses



The above chart shows the opinion on discussion of the performance of students in assignments with them. It is observed that 69% feel that teachers discuss the performance of assignment with students every time, 25.2% feel it is done usually, 2% feel its done occasionally, 2% fee that it is done rarely and balance 1% says it is never discussed at all . This implies that majority of the students feel that the teachers discuss the performance of students in assignments on regular basis.

The institute takes active interest in promoting internship, student exchange, field visit opportunities for students.

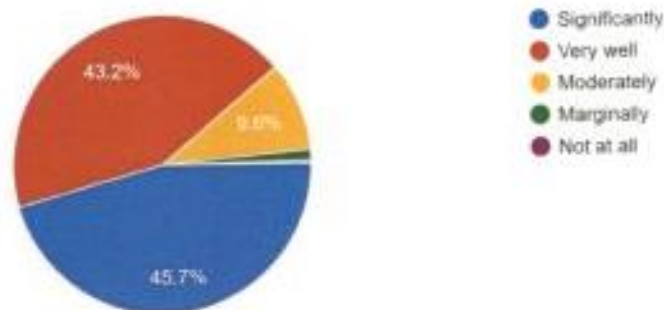
326 responses



The above chart shows the opinion of students on institution's active interest in promoting internship, student exchange, field visit opportunities. It is observed that 66.3% say that institution takes interest on regular basis, 21.5% say it is done often, 8% say it is done sometimes, 3% fegl it is rarely done and 1% feel that institution never promotes such activities for students. This implies that majority of the students feel that the institution takes all efforts in promoting internship, student exchange and field visit opportunities

The teaching and mentoring process in your institution facilitates you in cognitive, social and emotional growth.

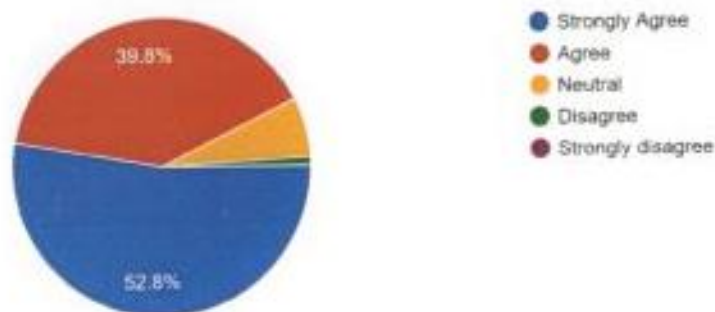
324 responses



The above chart shows the opinion on teaching and mentoring process followed in the institution. It is observed that 45.7% significantly feel that teaching and mentoring process facilitates the students in cognitive, social and emotional growth, 43.2% feel that it contributes very well, 9.6% feel that it contributes moderately, 1% feel that it contributes marginally and balance 1% feel that it doesn't contribute in cognitive social and emotional growth. This implies that majority of the students feel that the mentoring and teaching process of the institution is very effective

The institution provides multiple opportunities to learn and grow.

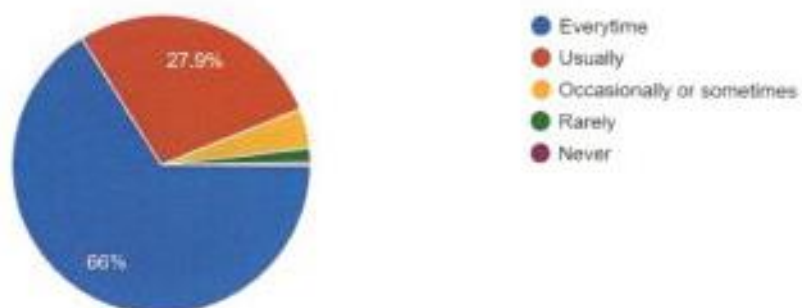
324 responses



The above chart shows the opinion about the opportunities available in the institution to learn and grow. It is observed that 52.8% strongly agree, 39.8% agree, 6% are neutral and balance 2% disagree to the question. This implies that majority of the students feel that the institution offers multiple and ample opportunities to learn and grow.

Teachers inform you about your expected competencies, course outcomes and programme outcomes.

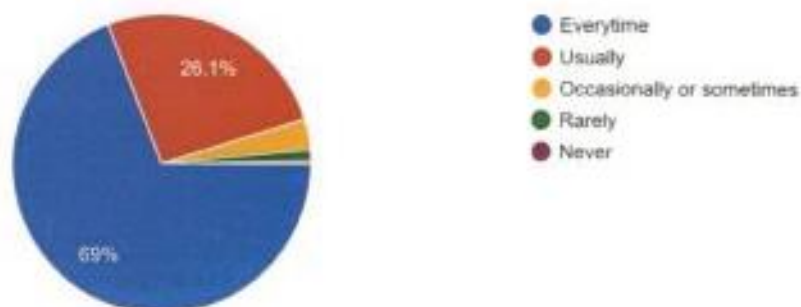
326 responses



The above chart shows the opinion about whether teachers inform the students about their expected competencies, course outcomes and program outcomes. It is observed that 66% says that its everytime, 30% say that it is usually done, 3% feel it is occasionally or sometimes done and remaining 1% feel it is either rarely or never done. This implies that in majority of the cases, the expected competencies, course outcomes and program outcomes are informed by the teachers to the students.

Your mentor does a necessary follow-up with an assigned task to you.

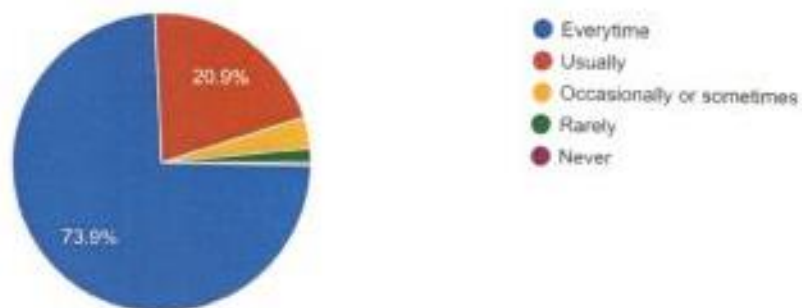
326 responses



The above chart shows the opinion about whether teachers / mentors follow up the tasks assigned to the students. 69% of students feel that it is done every time, 26% opine that it is done usually, 3% feel its occasionally done and remaining feel that it is rarely or never done. This implies that Mentoring process is effective in the institution.

The teachers illustrate the concepts through examples and applications.

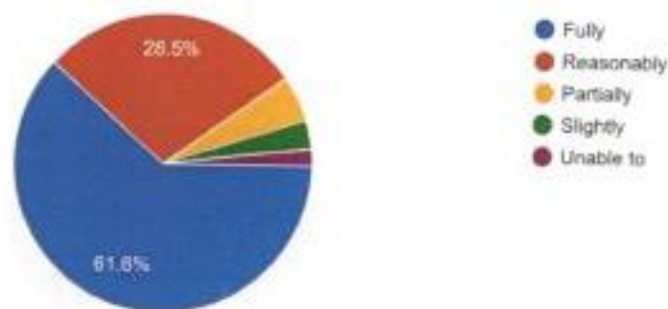
326 responses



The above chart shows the opinion about whether teachers illustrate the concepts through examples and applications. It is observed that 74% says that its every time, 21% say that it is usually done, 4% feel it is occasionally or sometimes done and remaining 1% feel it is either rarely or never done. This implies that in majority of the cases, teachers illustrate the concepts using examples and make them application oriented.

The teachers identify your strengths and encourage you with providing right level of challenges.

323 responses



The above chart shows the opinion about whether teachers identify the strengths and encourage the students with right level of challenges. It is observed that 62% says that it is fully done, 29% say that it is reasonably done, 4% feel it partially done and remaining 2.5% each feel it is slightly or not done at all. This implies that in majority of the cases, teachers help the students in identifying their strengths and encourage the students with right attitude..

Teachers are able to identify your weaknesses and help you to overcome them.

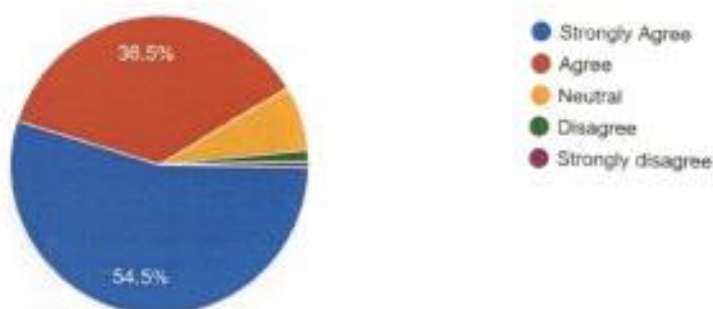
326 responses



The above chart shows the opinion about whether teachers help the students in overcoming their weaknesses. It is observed that 66% says that it is every time, 22% say that it is usually done, 5% feel it is occasionally or sometimes done and remaining 2% and 3% feel it is either rarely or never done. This implies that in majority of the cases, teachers guide the students in overcoming their weaknesses.

The institution makes effort to engage students in the monitoring, review and continuous quality improvement of the teaching learning process.

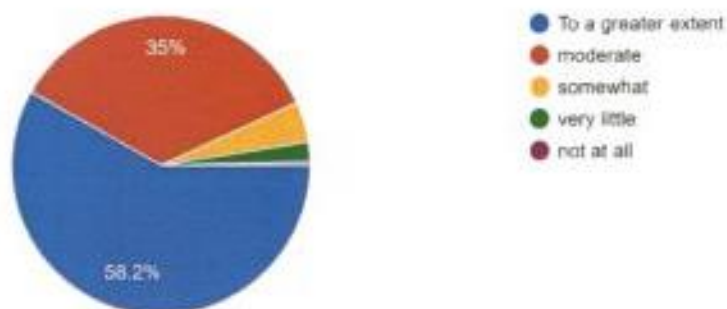
323 responses



The above chart shows the opinion about whether teachers make effort to engage the students in monitoring reviewing and continuously improving the teaching learning process. It is observed that 55% strongly agree, 37% agree to the statement, 6% are neutral and remaining 2% disagree to the statement. This implies that in majority of the cases, students have agreed that teachers engage them productively in teaching and learning process.

The institute/ teachers use student centric methods, such as experiential learning, participative learning and problem solving methodologies for enhancing learning experiences.

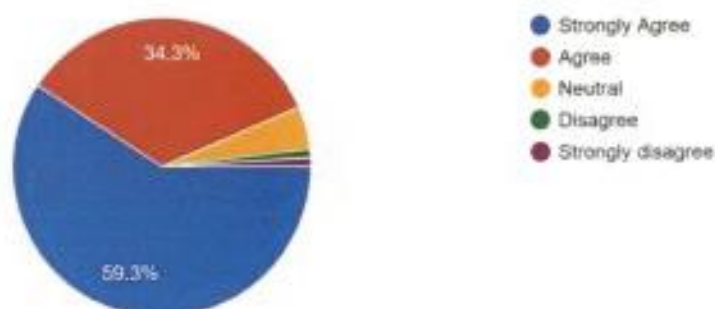
323 responses



The above chart shows the opinion about whether teachers use student centric and experiential learning methodologies in the classroom. It is observed that 58% says that it is done to a greater extent, 35% feel that it is moderately done, 4% feel it is somewhat done and remaining 2% feel that it is done very little amount of times. This implies that in majority of the cases, teachers are using experiential, participative and problem solving methodologies for enhancing learning experiences in the classroom.

Teachers encourage you to participate in extracurricular activities.

324 responses



The above chart shows the opinion about whether teachers encourage extracurricular activities. It is observed that 59% strongly agree, 34% agree, 5% are neutral, and remaining disagree to the statement. This implies that in majority of cases, teachers encourage students to participate in extracurricular activities aimed at their holistic development.

Efforts are made by the institute/ teachers to inculcate soft skills, life skills and employability skills to make you ready for the world of work.

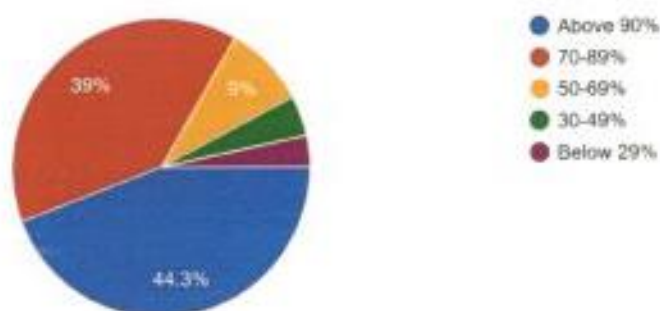
323 responses



The above chart shows the opinion about whether teachers inculcate soft skills, life skills and employability skills and make the students industry ready. It is observed that 63% says that it is done to a greater extent, 31% say that it is moderately done, 4% feel that it is somewhat done and remaining feel that it is done very little amount of time. This implies that institution gives importance to soft skills, life skills and employability skills thereby making the students industry ready in real sense.

What percentage of teachers use ICT tools such as LCD projector, Multimedia, etc. while teaching.

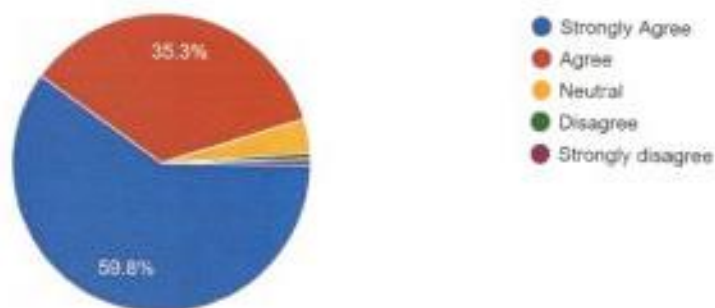
323 responses



The above chart shows the opinion about percentage of teachers using ICT tools while teaching. It is observed that 44% say that the usage is above 90%, 39% say it is between 70-9%, 9% say that it is between 50-9%. This implies that ICT is used by the teachers to a greater extent in their teaching process in the institution.

The overall quality of teaching-learning process in your institute is very good.

323 responses



The above chart shows the opinion about overall teaching learning process in the institution. It is observed that 60% strongly agree, 35% agree, 4% are neutral and remaining 1% disagree to the statement. This implies that overall teaching learning process is very effective in the institution

Suggestions

- Nothing
- Good
- Good teaching
- Teaching is good
- It is very good college and teachers are very friendly
- Everything is perfect
- Excellent teaching
- Give more examples while teaching
- Overall good in teaching
- Now only the teachers are good and best .
- To conduct more activities
- Teaching is good in institution
- Nothing to improve
- No Suggestions
- *Got to stick on fun learning *Institution teachers lack taking student observation seriously
- I'm happy and satisfied with the overall teaching and their encouragement
- Rarely skipping topics 2. If teachers are more friendly and interactive it will motivates to come college with positive thoughts
- It's better in every activity
- Teachers should converse same with both boys and girls Teachers should explain the module and topic which student did not attend on that particular day Or subject period... Please make sure that some of the teachers should wear saree and inner wear properly

- Helpfull
- Keep it up
- Teaching is good .we can understand the teaching
- Nothing the clg is great
- Guiding for the next course will be very useful 2. Teacher should communicate in live with students whatever is going in class ..
- text books
- While given notes should give slowly
- Give some freedom for students to give their feedback
- All teacher are teaching very Well
- Everything is well maintained By our Institute.
- Wants more intership and job placement More help in project work Help in building job career
- Teachers should explain with real life example so that it can be easy to understand Teacher should know the concept thoroughly before teaching it to students. Notes should be given briefly which covers all the topics.
- To conduct extra curriculum activities or events in college
- Giving every information regarding every activities taking place in the campus
- To give short breaks and extend lunch break
- Give more example
- Sports and culture
- Teachers are all good at teaching n giving us knowledge
- More more Student orientation program and No more sports activities in campus except volleyball and cricket, We focus on others team sports activities (kabaddi, badminton, indoor games)
- We want more sports, cultural activities
- Do more sports and cultural activities Need to solve important question of last year papers
- Teaching was good
- More real time example
- Nothing like that
- •Implement interactive teaching methods. •Utilise technology effectively. •Provide regular feedback mechanism.
- they are already best
- Everything is good But they should give good IA marks
- Provide basic knowledge of computer like Excel, Ma word etc..

The above suggestions were taken constructively by the institution and students were called for and were addressed of their queries.

B. Rammya
 Dr B Rammya
 (IQAC Coordinator)

Dr R Parvathi
 PRINCIPAL
 VET. SCIENCE COLLEGE
 J. R. Nagarajpet, 560 078
 (IQAC Chairperson)



VET FIRST GRADE COLLEGE

Permanently Affiliated to Bengaluru City University, Recognised u/s 2(f) & 12 (B) of UGC Act) NAAC Accredited A Grade

#18, 14TH Main, J.P. Nagar II Phase, Bengaluru – 560078

Ph: 080 -26586808 E-Mail: vetfgc@rediffmail.com Website: www.vetinst.org

ACTION TAKEN ON STUDENT SATISFACTION STUDY FEEDBACK– 2023-24

Remarks	Action Taken
Teachers should converse same with both boys and girls Teachers should explain the module and topic which student did not attend on that particular day Or subject period...	Particular student has been addressed and directed to attend remedial classes or meet the teacher after class hours for explanation.
Teachers should explain with real life example Notes should be given briefly which covers all the topics.	Same has been communicated to teachers. Students are advised to Log into campus element to check the digital notes rather than paper bags.
More Student orientation program and No more sports activities in campus except volleyball and cricket, We focus on others team sports activities (kabaddi, badminton, indoor games). Do more sports and cultural activities	Student generation orientation, career orientation, placement orientation, short term course orientation, higher education orientation are been organized in association with concerned organisation. Being a semester scheme, students are advised to balance curricular, extra-curricular and sports activities within the time frame given by the University. Hence annual sports activities, indoor and outdoor sports events like Kabbadi, Throw ball, Kho-kho, Volleyball etc. are organized as competitions only. However students can use all the available facilities after class hours till 5.30pm on daily basis
Provide basic knowledge of computer like Excel, MS word etc..	AISECT, IIT Bombay, Infosys Springboard courses are all based on computers. Advised to attend these courses regularly
To give short breaks and extend lunch break	Short break cannot be added, 30 min of lunch break is provided to complete the lunch, since canteen is inside the campus.
Teaching is good. we can understand the teaching. Teachers are all good at teaching n giving us knowledge. Everything is well maintained By our Institute.	Thanks for the feedback on behalf of teachers. Same has been communicated to teachers and management.


B Rammya

IQAC Coordinator


Dr R Parvathi

Principal and Academic Director
PRINCIPAL
V.E.T. FIRST GRADE COLLEGE
J.P. Nagar, Bangalore-560 078