



VET FIRST GRADE COLLEGE

Permanently Affiliated to Bengaluru City University, Recognised u/s 2(f) & 12 (B) of UGC Act)

#18, 14TH Main, J.P. Nagar II Phase, Bengaluru – 560078

Ph: 080 -26586808 E-Mail: vetfgc@rediffmail.com Website: www.vetinst.org

Parents Feed

REPORT ON PARENTS FEEDBACK FOR THE ACADEMIC YEAR-2023-24

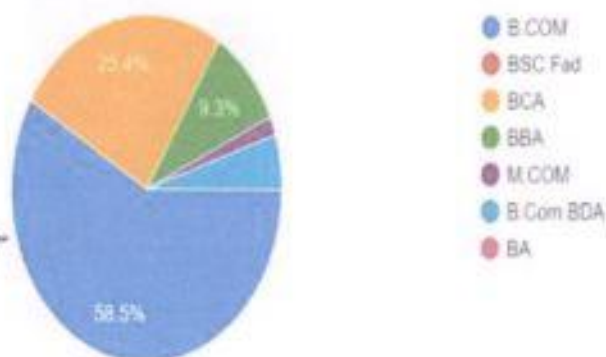
Feedback plays a crucial role in education and learning by helping adopt new knowledge sooner and avoid repetitive mistakes and fostering for continuous improvement. Parents are the main stakeholders investing in their child's future, so they will have better insights and suggestions for their child's progress.

An annual survey was conducted to assess the satisfaction of parents regarding the services of the college. Each year we ask parents to complete a feedback form to gain an insight into how college could improve on various parameters. Our primary goal is to support each student's unique learning journey and ensure they receive the necessary guidance and encouragement to thrive. By fostering a collaborative relationship between college and home, we can work together to create a nurturing and stimulating environment for the student/ward.

We value feedback and treat it with highest respect, courtesy, value, and confidentiality. This report aims to provide you with valuable insights into their academic achievements, behavioural growth, and social interactions within the campus environment.

Program your son / daughter / ward is studying

118 responses



The above pie-chart represents that the majority (58.5%) of the respondents are the parents of B.COM course students, 25.4% of them are BCA course parents, 9.3% are BBA student parents, 5.1% of them are B.Com BDA parents and the remaining 1.7% of the respondents are M.COM parents.

Semester
118 responses



The above pie-chart shows that out of 118 respondents, majority(38.1%) of them are I/II semester ward parents, 36.4% are V/VI semester ward parents and the remaining 25.4% are III/IV semester ward parents.

The atmosphere in the institution is conducive for learning
118 responses



The majority of the parents (51.7%) strongly agreed that the atmosphere in the institution is conducive for learning, 44.1% of the parents agreed that the atmosphere in the institution is conducive for learning, 3.4% of parents are neutral and 0.8% of the parents disagreed that the atmosphere in the institution is conducive for learning.

Apart From the curriculum college also gives importance to co-curricular and extracurricular activities

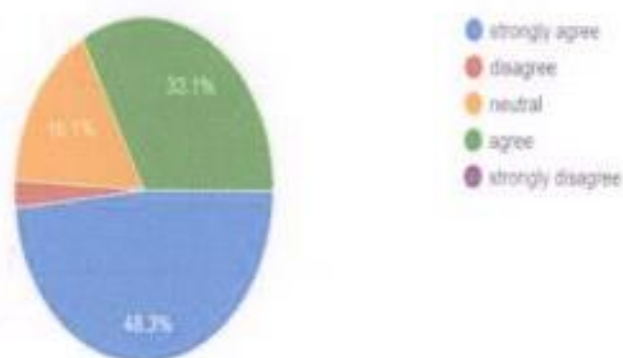
118 responses



The majority of the parents (46.6%) strongly agreed that apart from the curriculum college also gives importance to co-curricular and extracurricular activities, 44.1% of the parents agreed that co-curricular and extracurricular activities are also given importance. 7.6% of the parents are neutral and the remaining 0.8% of the parents disagreed on the importance give to co-curricular and extracurricular activities by the college.

Employability/Placement is given importance in the college

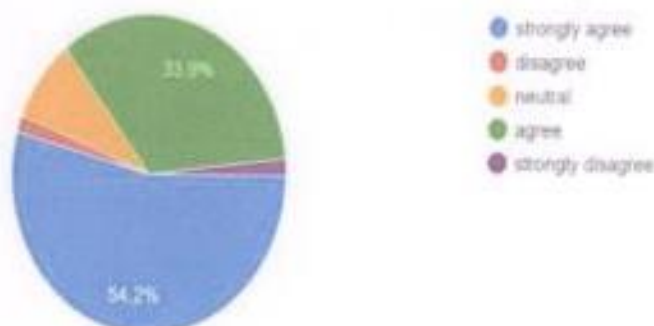
118 responses



The majority of the parents (48.3%) strongly agreed that placements are given importance in the college, 33.1% of the parents agreed, 16.1% of the parents are neutral with regard to placement and the remaining 2.5% of the parents disagreed for the importance of placement given by the college.

Importance is given to NSS sports and cultural activities

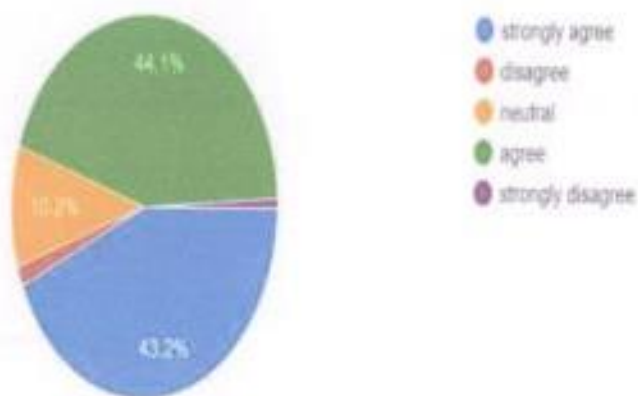
118 responses



The above pie chart represents that majority (54.2%) of the parents strongly agreed that importance is given to NSS, sports and cultural activities. 33.9% of the parents agreed, 8.5% of the parents are neutral, and the remaining 1.7% of the parents disagreed and strongly disagreed for the importance given to NSS, sports and cultural activities given by the college.

Cells/Clubs help the students' overall development

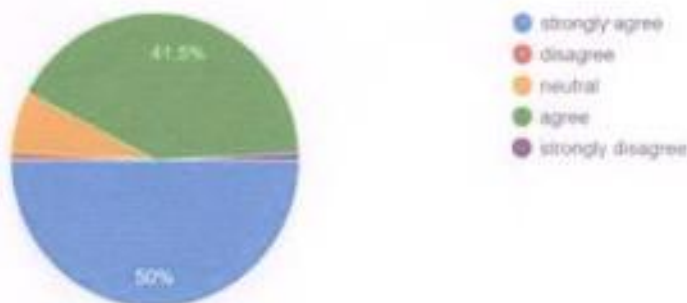
118 responses



The above pie chart represents that majority (43.2%) of the parents strongly agreed that college clubs help the students overall development, 44.1% of the parents agreed, 10.21% of the parents are neutral, 1.7% of the parents disagreed and the remaining 0.8% of the parents disagreed that clubs/cells are not helpful for the overall development of the students.

The college infrastructure is well-maintained

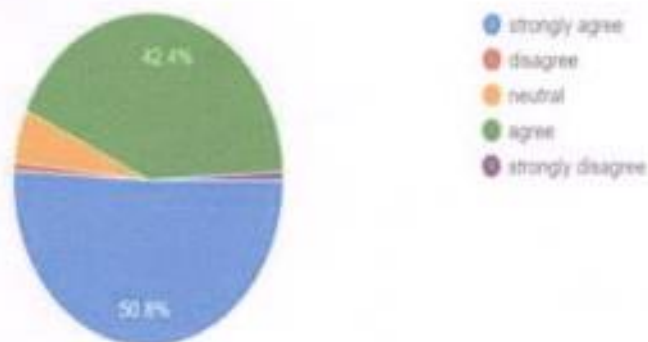
118 responses



The above pie chart shows that 50% of the parents strongly agreed that the college infrastructure is well-maintained, 41.5% of the parents agreed, 6.8% of the parents are neutral, and the remaining 0.8% of the parents strongly disagreed for the maintenance of infrastructure by the college.

The college conducts regular interactions with parents

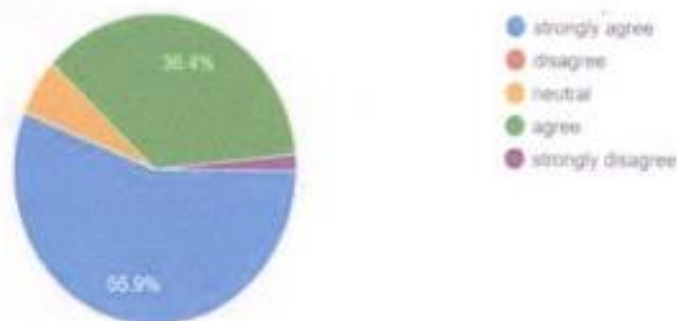
118 responses



The above pie chart represents that majority (50.8%) of the parents strongly agreed that the college conducts regular interactions with parents, 42.4% of the parents agreed, 5.1% of the parents are neutral and the remaining 0.8% of the parents strongly disagreed that the college conducts regular interactions with the parents.

Overall development of the student and the quality of the teaching and learning is good

118 responses



The above pie chart represents that majority (55.9%) of the parents strongly agreed that the student overall development and quality of teaching and learning is good, 36.4% of the parents agreed, 5.9% of the parents are neutral and the remaining 1.7% strongly disagreed for the student overall development and good quality teaching and learning provided by the college.

SUGGESTIONS GIVEN BY THE PARENTS

1. Good
2. Better
3. No suggestions. Everything is well and good.
4. Good but must be improving students
5. Nice college, no suggestions
6. Over all good.
7. Teaching is good.
8. The college is very well maintained.
9. Give more importance to sports and cultural.

Preethi
Report prepared by
Dr. Preethi Inampudi
Asst.Prof, VETFGC

Brammya
IQAC Coordinator
(Dr. B. Kammya)

P. Anand
Principal & Academic Director
V.E.T. FIRST GRADE COLLEGE
J.P. Nagar, Bangalore-560 078



VET FIRST GRADE COLLEGE

Permanently Affiliated to Bengaluru City University, Recognised u/s 2(f) & 12 (B) of UGC Act) NAAC Accredited A Grade

#18, 14TH Main, J.P. Nagar II Phase, Bengaluru – 560078

Ph: 080 -26586808 E-Mail: vetfge@rediffmail.com Website: www.vetinst.org

ACTION TAKEN ON PARENT FEEDBACK– 2023-24

Remarks	Action Taken
No suggestions. Everything is well and good. Good but must be improving students	Thanks for the positive response. Various short term certificate courses, language lab, clubs helps the students through experiential learning
Teaching is good.	We will continue and improve further
The college is very well maintained.	Thanks and same will be continued
Give more importance to sports and cultural	Physical Director looks into sports activities like Cricket, Throw ball, Volleyball, etc. and Chittara club and Faccio take care of various cultural and other activities.
Keep some break in between class hours	12.30 -1.00 pm is the Lunch break.
Boys washroom needs to be more hygiene	Students are been advised to flush after every use.
Extra-Curricular activities can be increased	Various NSS and extension activities are conducted
I am very proud that my son is studying in VET FGC	Thanks very much for your trust in us. We try every child as ours.


B Rammya

IQAC Coordinator


Dr R Parvathi

Principal and Academic Director

PRINCIPAL
V.E.T. FIRST GRADE COLLEGE
J.P. Nagar, Bangalore-560 078



V.E.T FIRST GRADE COLLEGE

(Permanently Affiliated to Bengaluru City University, Listed U/s 2(f) & 12(B) of UGC Act)

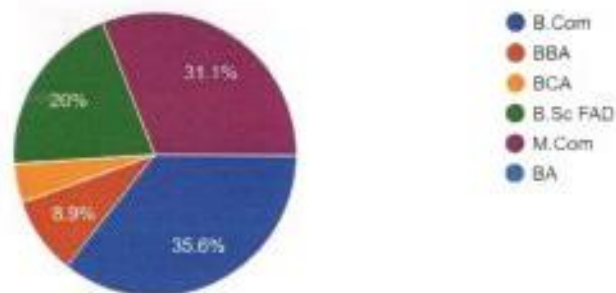
#18, 14th Main, 2nd Phase J.P. Nagar, Bengaluru – 560078

ALUMNI FEEDBACK ANALYSIS – 2023-24

Alumni feedback plays a crucial role in the continuous improvement and success of educational institutions. By gathering insights from former students can evaluate the effectiveness of their programs, understand the long-term impact of their educational offerings, and identify areas for enhancement. Alumni, having transitioned into their professional lives, provide a unique perspective on the relevance and applicability of the skills and knowledge they acquired during their studies. Their experiences can shed light on the institution's strengths and weaknesses, helping to shape curriculum development, career services, and other student support mechanisms. Alumni feedback fosters a sense of community and engagement, as it values the contributions of former students and maintains their connection to their alma mater. This ongoing relationship not only benefits the institution through valuable insights but also encourages alumni to contribute in other meaningful ways, such as mentoring current students, offering internships, or participating in fundraising efforts. In this survey, we aim to gather your honest and thoughtful feedback on various aspects of your educational experience. Responses will be instrumental in guiding future improvements and ensuring that our institution continues to provide high-quality education and support to its students. We appreciate your time and effort in sharing your valuable insights with us.

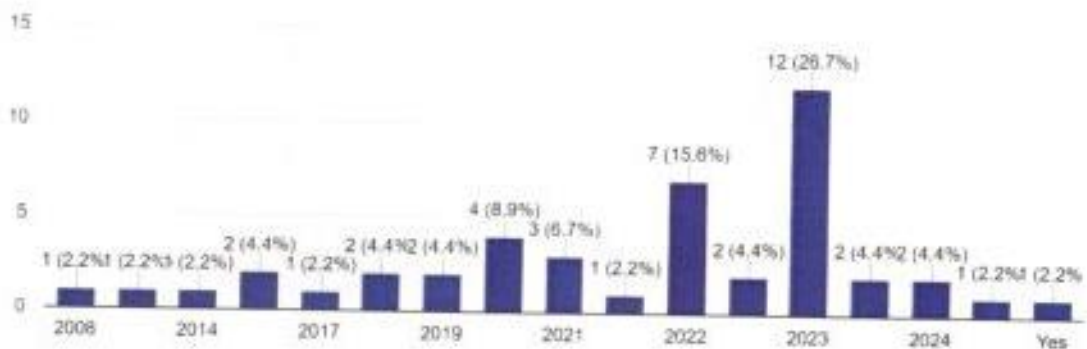
Degree you completed at VET FGC

45 responses



Year of passing

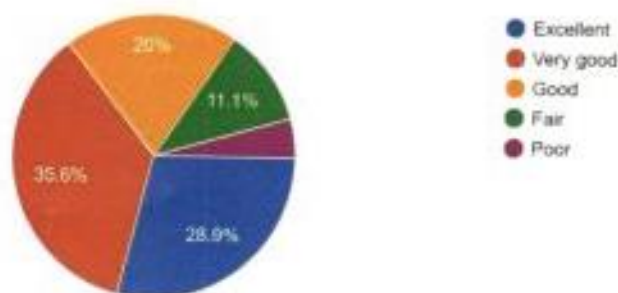
45 responses



Data is obtained from the batch of 2008 to 2024, 45 alumni of VET first-grade college have responded in total; of them, 35.6% are from the B.Com program, 31.1% are from the MCom program, 20% are from the BSC Fad program, 8.9% are from the BBA program, and the remaining respondents are from the BCA program. Data from the 2008 to 2024 student pass-out batch was obtained. This indicates that graduates from all programs participate in the feedback.

Admission procedure of the institution

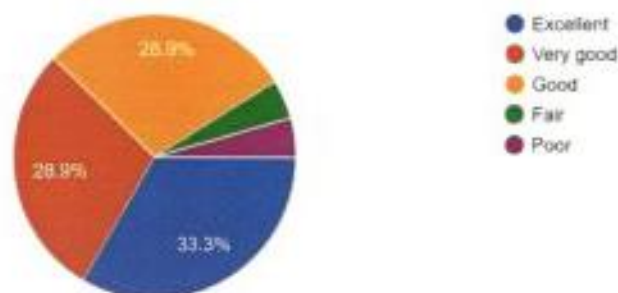
45 responses



45 replies were received; 28.9% of respondents said the institution's admissions process was excellent, 35.6% said it was very good, 20% said it was good, 11.1% said it was fair enough, and the rest of respondents said it was poor. From this, we might infer that the institution's admissions procedure is extremely accommodating to pupils.

Fees structure and environment in the institution

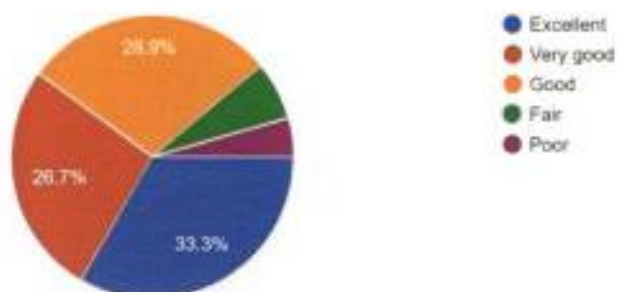
45 responses



With 33.3% of them indicating the institution's environment and fee structure is excellent, 57.8% claiming it is very good to good, and 4% responding it's fair and poor, we can conclude that the institution's environment is conducive and fee structure is reasonable to the students.

Infrastructure and other facilities in the institution

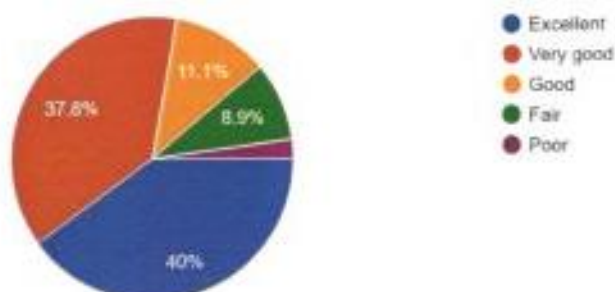
45 responses



Alumni opinions on the institution's facilities and other aspects are divided: 33.33% think it's excellent, 26.7% think it's very good, 28.9% think it's pretty good, 6.7% think it's fair, and 4.4% think it's poor. Based on the information above being admitted, we can conclude that the facilities' infrastructure and other features are distinguished.

Faculty and teaching and learning methodology in the institution

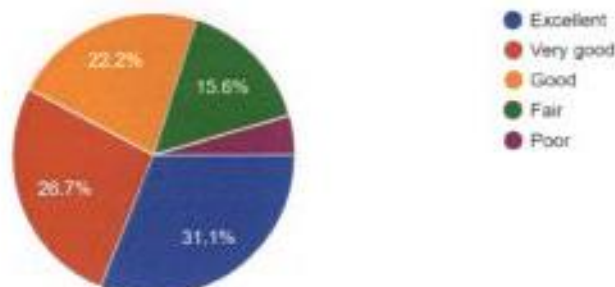
45 responses



40% of them rate the institution's faculty, teaching, and learning methods as excellent. 37.8% think it's great, 11.1% think it's good, 8.9% of respondents feel it's fair enough, while the remaining 2.2% respondents say it is poor. It can be inferred that the faculty's teaching and learning methods at the institution is amazing based on above responses

Project guidance and industrial visit-Experiential Learning provided by the institution

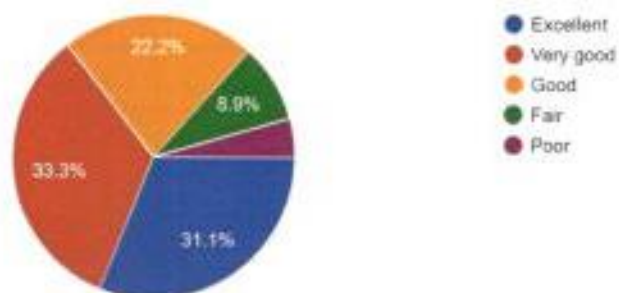
45 responses



The college provides excellent project support, industrial visits, and experience learning (31.1%). 26.7% think it is very good, 22.2% believe it to be good, 15.6% feel that it is fair and the remaining feel that it is poor. The data provides us with some indications. This indicates that the college has given its students excellent project guidance and hands-on industry visits.

Workshops, Seminars, Conferences and Guest Lectures conducted by the institution

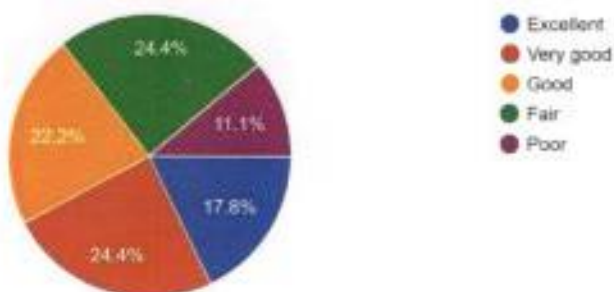
45 responses



31.1% of alumni feel that the workshops, seminars, conferences and guest lectures conducted in the institution is excellent, 33.3% feel it is very good, 22.2% opine that it is good, 8.9% feel it is fair and remaining feel that it is poor. This indicates that college offers seminars and guest lectures that are contemporary and useful to the students.

Training, placements and career guidance

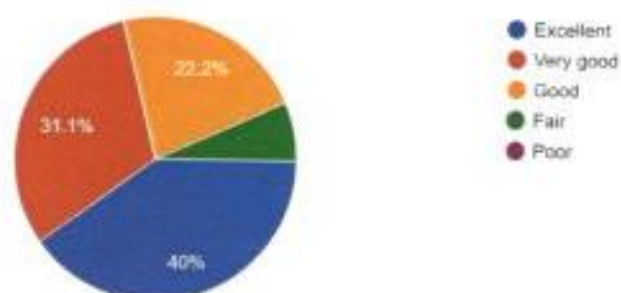
45 responses



17.8% of alumni feel that training, job placements, and career counselling support to students is excellent; 24.4% say it is very good; 22.2% say it is good; 24.4% say it is fair; and the remaining 11.1% say it is poor. This points out that the college needs to improve placements

Library and E-books

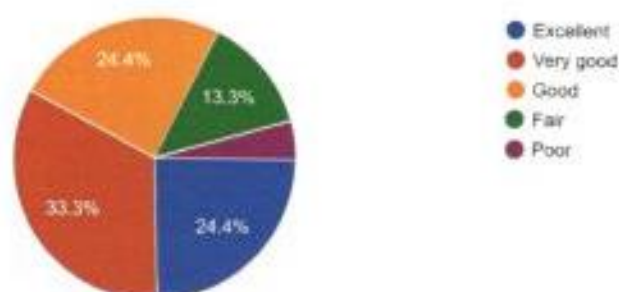
45 responses



40% of alumni say the college's resources and library are excellent, followed by 31.1% who say it's very good, 22.2% who say it's good, and the remaining group who say it's fair. This leads us to the conclusion that alumni are quite satisfied with the college's library and E-Resources.

Relevance of Curriculum to Corporate in contemporary world

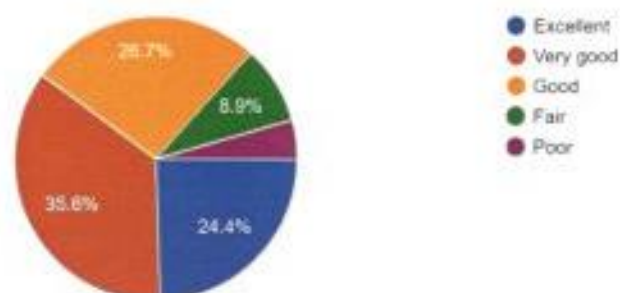
45 responses



24.4% stated the curriculum's relevance to the corporate world in the modern day is excellent, 33.3% said it is very good, 24.4% said it is good, and 13.3% said it is fair enough. This allows us to see how effectively colleges try to bridge the skills gap between their curriculum and what employers are looking for in today's workforce.

Additional skills imparted through short term and value added courses are

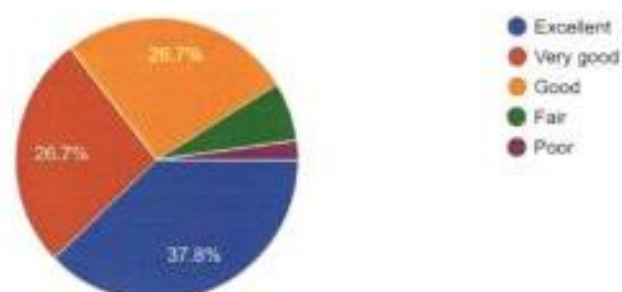
45 responses



The additional skills imparted through short-term and value-added courses are rated as excellent by 24.4% of alumni, very good by 35.6%, and good by 26.7%, fair by 8.9% and remaining rate it as poor. This leads us to the conclusion that alumni find these courses beneficial for their placement.

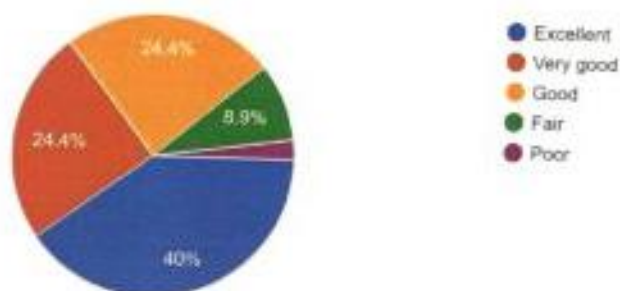
Alumni association/ network of old friends

45 responses



37.8% feel that alumni association / network of old friends is excellent, 53.4% feel it is very good and good, 5.8% of them rated it as fair and remaining as poor . This shows that the college has a solid alumni association.

Overall, how do you feel about the institution
45 responses



Based on 45 replies, we can conclude that 40% feel that the institution is excellent, 48.8% feel that it is very good and good, 8.9% feel it is fair and a few feel that it is poor


The following are the few suggestions / opinions received from Alumni

Everything thing is good, Expect more programs for alumni, Expose more students to internship and post-education systems, Improve campus placement, Valuable experience in college, Very good college and very good teaching methodology. Excellent.

It can be finally concluded that the overall feedback received from alumni is satisfactory, and the suggestions provided would be debated on to ensure that alumni is strengthened and contribute in a positive way to the institution.


Reported by

Lokeshwari DV
Asst., Prof
Department of Management


Dr. Rammya B
IQAC Co-Ordinator


Dr. R. Parvathi
Principal and Academic Director
PRINCIPAL
V.E.T. FIRST GRADE COLLEGE
J.P. Nagar, Bangalore-560 078



V E T FIRST GRADE COLLEGE

J P NAGAR, BENGALURU

ACTION TAKEN ON ALUMNI FEEDBACK 2023-24

Following are few suggestions given by Alumni and the action taken is recorded

Feedback	Action taken
Expect more programs for Alumni	Bachelor of Visual Arts has been introduced and many short-term courses under Animation are provided for alumni also.
Expose more students to internship and post education system	Every student should undergo internship between V and VI semester as per NEP and SEP which was not included earlier to 2021. Industry visit, field visit are part of curriculum. Hence now, students are getting that exposure.
Improve campus placements.	Every year, more than 10 companies visit the campus for recruitment apart from institution referring to various companies directly and also for pool campus placement.
Valuable experience in college Very good College and very good teaching methodology Excellent	Thanks for the positive feedback. We would continue the same in future as well.


IQAC Coordinator


IQAC Chairperson and Principal

PRINCIPAL
V.E.T. FIRST GRADE COLLEGE
J.P. Nagar, Bangalore-560 078

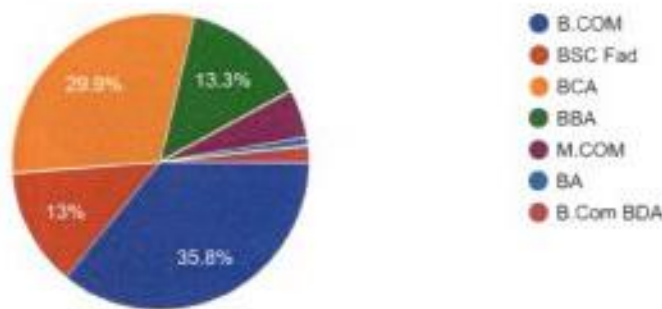
V.E.T First Grade College - J.P. Nagar, 5th phase, Bengaluru - 78

STUDENT FEEDBACK ON CURRICULUM ANALYSIS – 2023-24

Students are the first and foremost important stakeholders. The institution collects feedback from students on yearly basis to assess the teaching learning process which would lead to holistic development of students. Google form was prepared and circulated among all the students of the college. 324 responses were received from the students. The analysis of the same is as under

Course

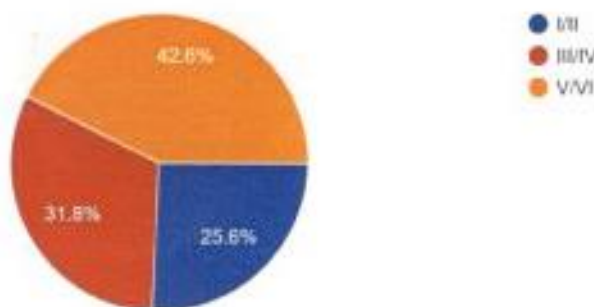
324 responses



The feedback included responses from all programs which includes 35.8% from B.Com, 29.9% from BCA, 13.3% from BBA, 13% from B.Sc. FAD, MCOM – 5.2%, BA-0.9%, BDA – 1.9%. This shows that students from all the programs in the institution participated in this survey.

Semester

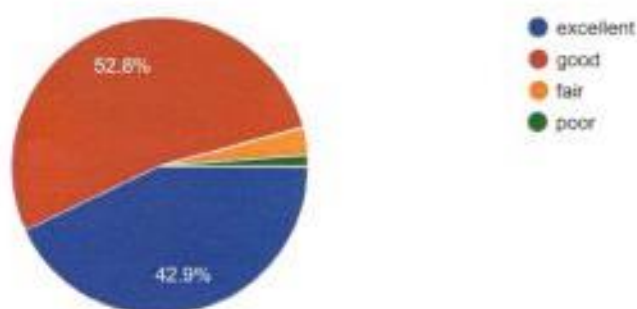
324 responses



It can be seen from the above table that 42.6% of the students who responded belonged to VI semester, 31.8% belonged to IV semester and remaining 25.6% belonged to II semester programs.

Design of the curriculum

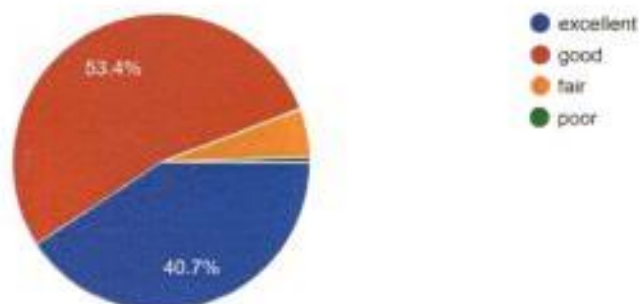
324 responses



Regarding Design of the curriculum, 52.8% of students responded that it is good, 42.9% of the students quoted it as excellent, 3.1% as fair and remaining 1.2% marked it as poor. This shows that majority of the students are satisfied with the design of curriculum in the institution.

Depth of the topics covered in syllabus

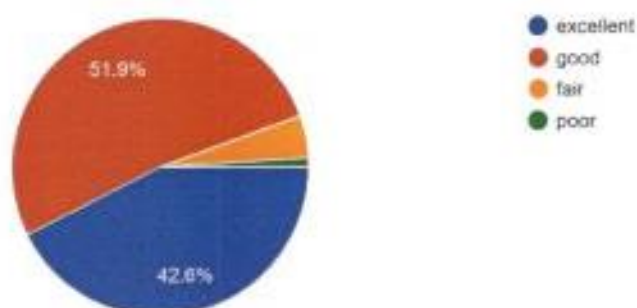
324 responses



53.4% of the students believed that depth of the topics covered in syllabus is good, 40.7% say it is excellent, 5.2% say it is fair and remaining 0.6% say it is poor. This shows that students are satisfied with the depth of concepts taught in the institution.

Periodical updating of syllabus are in tune with the recent trends in the field concerned

324 responses

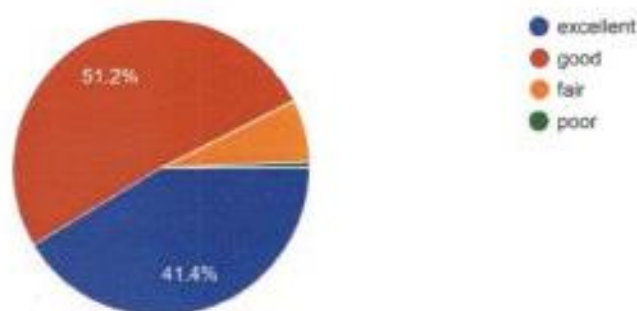


51.9% of the students feel that periodical updating of syllabus is done which is in line with recent trends, 42.6% feel it is excellent, 4.6% feel it is fair and remaining 0.9% feel it is poor. This shows that college updates syllabus on par with recent trends in the field concerned.

51.251

Emphasis on experimental learning practical project internship in course content

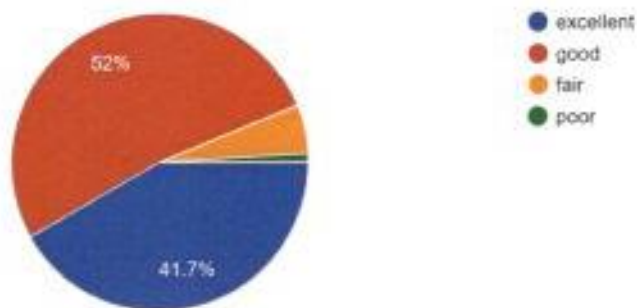
324 responses



51.2% of the students feel that there is a good emphasis on experiential learning , practical projects and internship in the course content, 41.4% of the students feels it is excellent, 6.8% feel it is fair and remaining 0.6% feel it is poor. This shows that institution gives great emphasis on experiential learning for the betterment of the students.

Relevance of the textbook and reference books in the curriculum

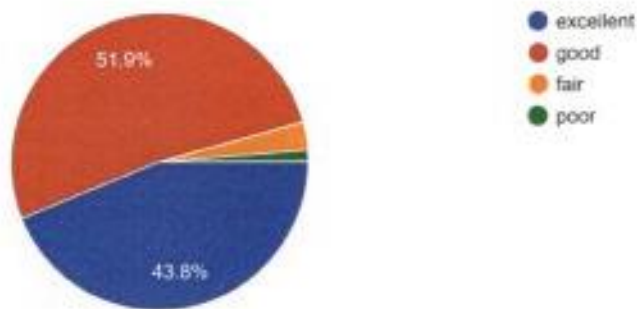
321 responses



The next question was on relevance of textbook and reference books in the curriculum. 52% said it is good, 41.7% said it is excellent, 5.3% said it is fair and remaining 0.9% said it is poor. This reflects on the library facility of the institution.

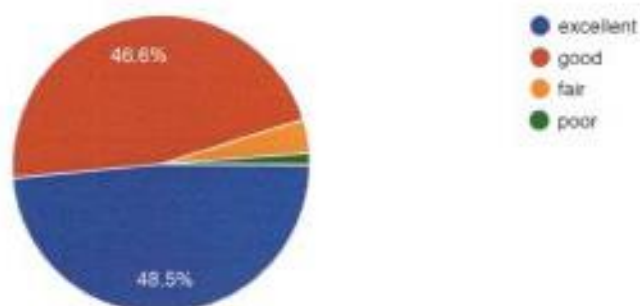
Inclusion of value-based education in the syllabus

324 responses



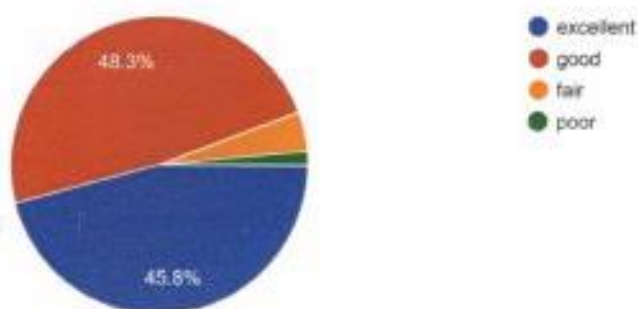
51.9% of the students rated as good on the question whether college inculcates value-based education in the syllabus, 43.8% said its excellent, 3.1% said it is fair and remaining 1.2% said it is poor. This shows that the institution gives importance to value-based education for overall and holistic development of the students.

Periodical assessment of performance through test assignments and seminars
324 responses



48.5% of students feel that periodical assessment of performance through test, assignments and seminars in the institution is excellent, 46.6% feel it is good, 3.7% feel it is fair and rest 1.2% feel it is poor. This reflects on the fairness and effectiveness of the assessment system followed in the institution.

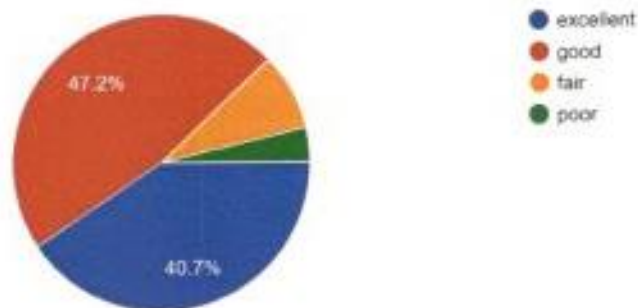
Short term / certificate / value added course provided is
323 responses



48.3% of the students feel that Short term, certificate and value added courses offered in the institution is good, 45.8% feel it is excellent, 4.3% feel it is fair and remaining 1.5% feel it is poor. This reflects on the fact that college is offering certificate / short term and value added courses that are contemporary and useful for the students.

Cultural and Sports facility - indoor and outdoor is

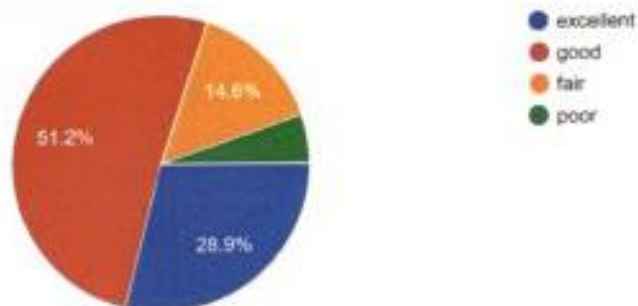
322 responses



47.2% of students feel that cultural and sports facility – both indoor and outdoor is good, 40.7% of students feel it is excellent, 8.4% feel it is fair and rest 3.7% feel it is poor. This shows that the infrastructure with respect to cultural and sports in the institution is satisfactory.

Placement in the college is

322 responses



51.2% of the students feel that placement in the college is good, 28.9% feel it is excellent, 14.6% feel that it is fair and needs improvement and remaining 5.3% feel it is poor. Placement are important for the institution and students and needs to be strengthened more.

The following are few of the suggestions and opinion given by the students

- Good
- Everything is improved in our clg

- All good
- Better all activities
- Getting more Placements
- Good Placement offers are needed
- Giving Equal Opportunities to Each Students
- Good going.
- Unfair basis of utilisation of sports equipment only b.com students are given more parotitis by Physical education teacher
- Need more books for reference
- We need outdoor games
- Need better workshop and placement for 6th sem
- Need more technology
- Gud college
- Good experience
- It's good no need to improve !
- Teachers are always supportive to the students. I don't want any improvement
- Learning is good
- Everything is perfect, no need for any improvement
- All most everything activities are good
- It's an very good college
- Maintaining of washrooms and classrooms are bad, because when we sit on the bench there will be full dust .2.I found that there is no value for suggestion box in the college..
- Treat as degree student
- Can u give placement for bsc fad students
- We want more time to do intership
- Should explain more in kannada
- Sports
- I'm blessed to be hereby in VET first grade college.
- Teaching is excellent. College management is well and good
- Give to placement for bsc fad

- The wash room are not cleaned they should improve that
- Voice clarity
- Needed more programs regards training and development
- Explanation was quite fast..
- I know that, This feedback will not read by any staffs or administration. But coming to the college activities and staff members, there are some more improvement needed, They all need to understand that this a degree college not a school. Students are grown child, matured, make them understand in better way not as a primary kids. I know everyone say that students won't wish to any of the teachers or staff members! If teachers were good to students for sure they'll wish, some students wishes in the morning. Please try to develop a good environment in the college, and campus. If some changes are taken place then the VET College will improve like other colleges. Even I know that some teachers or staff members whoever might be reading this one will gossip about this in classes or with the teachers, leave this beside and think about the upcoming generations, The students who are getting admission they shouldn't think that 'Worst campus I have seen' they should admire about the VET. I hope VET will get improve because the mistakes that have made in past might not take place now (I guess). Teachers are so good in their professions, like the way the explain by putting efforts and making students understand easily concepts. There are alot of mistakes I have done in this feedback but 'Life is something where human being learns until his death'. Ending this feedback with respect Thankyou (I hope you'll understand what and all things to be changed and ro be end).
- We want fest in our clg enoughhhh !!
- the class maintenance is good but to provide fans in class room
- All facilities are good and excellent
- Provide Drinking Water In Every Floor
- Competitive exams can be added, extracurricular activities can be conducted more, need to check the newly joined teacher's teaching skills
- To complete the syllabus on time.
- Bring different PG courses
- Scholarship should be provided still more
- They doesnt provide any information about placement and intenships to us.....

- Want more explanation in kannada

The analysis of the above suggestion show that many students feel that the institution is good in terms of teaching and learning and also with respect to infrastructure. Few have opined that placements need to be strengthened. These suggestions given by the students would be analysed and discussed in detail by Principal and IQAC Coordinator.

B Ramya

Dr B Ramya

IQAC Coordinator

P

Dr R Parvathi

Principal and IQAC Chairperson

V.E.T. FIRST GRADE COLLEGE
J.P. Nagar, Bangalore-560 001



VET FIRST GRADE COLLEGE

Permanently Affiliated to Bengaluru City University, Recognised u/s 2(f) & 12 (B) of UGC Act) NAAC Accredited A Grade

#18, 14TH Main, J.P. Nagar II Phase, Bengaluru – 560078

Ph: 080 -26586808 E-Mail: vetfge@rediffmail.com Website: www.vetinst.org

ACTION TAKEN ON STUDENT FEEDBACK ON CURRICULUM 2023-24

Following are few suggestions given by Alumni and the action taken is recorded

Feedback	Action taken
Can u give placement for bsc fad student	RSJ Inspection Ltd is regularly placing students and many students are placed during project internships itself.
Should explain more in kannada	The medium of instruction in the Institution is English. However, teachers have been advised to teach or explain in Kannada as well.
Unfair basis of utilisation of sports equipment only b.com students are given more parotitis by Physical education teacher	Student must respect the teacher and follow the instruction given.
Maintaining of washrooms and classrooms are bad, because when we sit on the bench there will be full dust .2.I found that there is no value for suggestion box in the college.	Student was called and heard. Also advised students to put water after every use and also incinerator has been installed in ladies toilet for hygiene.
Need more books for reference	10:1 ratio books are purchased and maintained in the library apart from reference books and Department library. Student advised to circulate the books rather than reserving for the entire year.
We need more outdoor game	Being a semester scheme, students are advised to balance curricular, extra-curricular and sports activities within the time frame given by the University. Hence annual sports activities, indoor and outdoor sports events like Kabbadi, Throw ball, Kho-kho, Volleyball etc. are organized as competitions only. However students can use all the available facilities after

	class hours till 5.30pm on daily basis
Needed more programs regards training and development	AISECT, IIT Bombay, Infosys Springboard courses are all based on computers. Advised to attend these courses regularly
Scholarship should be provided still more	85% of students are provided with scholarship apart from fee concession. However student should show their academic progress for continuity of the same.

B Ramya
IQAC Coordinator

P. H. S.
IQAC Chairperson and Principal
V.E.T. FIRST GRADE COLLEGE
J.P. Nagar, Bangalore-560 078

VET FIRST GRADE COLLEGE

Permanently Affiliated to Bengaluru City University, Recognised u/s 2(f) & 12 (B) of UGC Act) NAAC Accredited A Grade

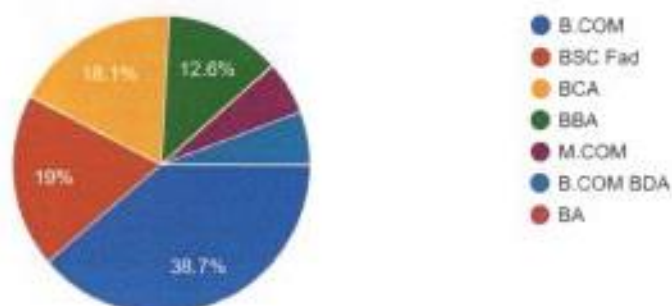
#18, 14TH Main, J.P. Nagar II Phase, Bengaluru – 560078

Ph: 080 -26586808 E-Mail: vetfgc@rediffmail.com Website: www.vetinst.org

SSS – STUDENT SATISFACTION SURVEY – 2023-24

The institution always believes in keeping all its stakeholders happy and satisfied. In this direction, the college sent out a google form to all the students of the college to collect the feedback on students regarding the SSS for the academic year 2023-24. A total of 326 responses were received from all the students belonging to different programs like B.Com, B.Sc FAD, BCA, BBA, B.Com BDA, BA and M.Com. The following is the detailed analysis of the feedback received.

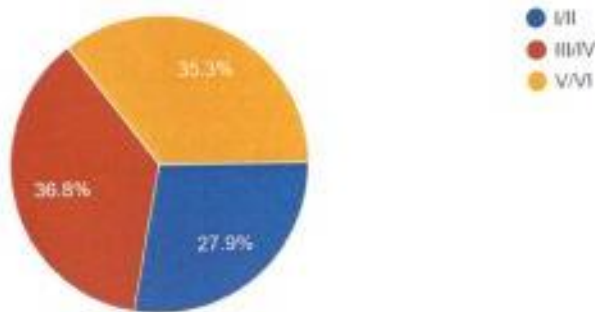
Program
326 responses



The above pie chart represents that the majority (38.7%) of the respondents belong to B.Com, 19% to B.Sc FAD, 18.1% belong to 18.1%, 12.6% belong to BBA, 5.8% belong to M.Com and B.Com BDA each. This shows the representation of students from all programs offered in the institution

semester

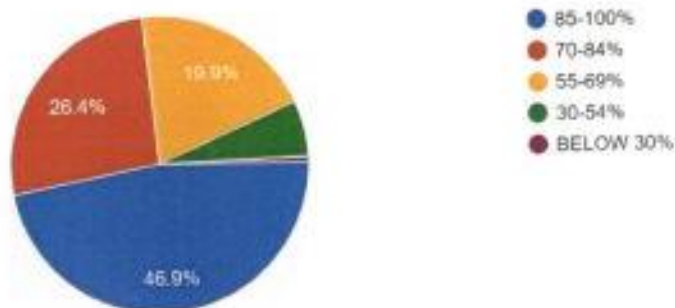
326 responses



The above pie chart represents that 36.8% belong to I years, 35.3% belong to II year and 27.9% belong to III year. This shows that all the three years have given their feedback.

How much of the syllabus was covered in class

326 responses



Regarding the coverage of syllabus, 46.9% said that 85-100% of syllabus is covered, 26.4% said that 70-84% of syllabus is covered, 19.9% said that 55-69% of syllabus is covered, 6.1% said that 30-54% syllabus is covered. This shows that the college focusses on covering the syllabus in totality.

How well teachers prepare for the classes

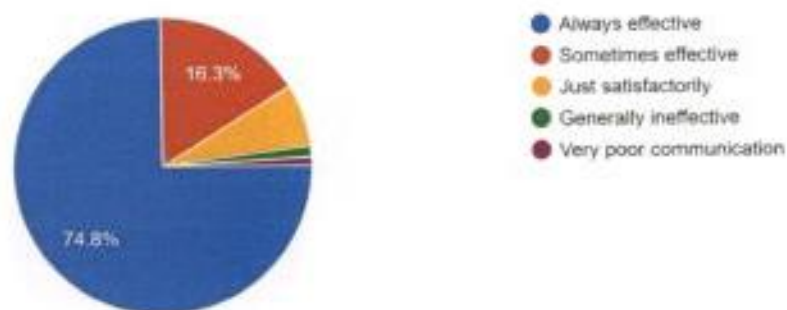
326 responses



The above chart shows the opinion on preparedness of teachers for the classes. It is observed that 52.8% opine that teachers are thoroughly prepared, 43.9% say teachers are satisfactorily prepared, 3% say that teachers are poorly prepared and 3% say that they are indifferently prepared. This implies that almost all of the teachers are well prepared for the classes

How well were the teachers able to communicate?

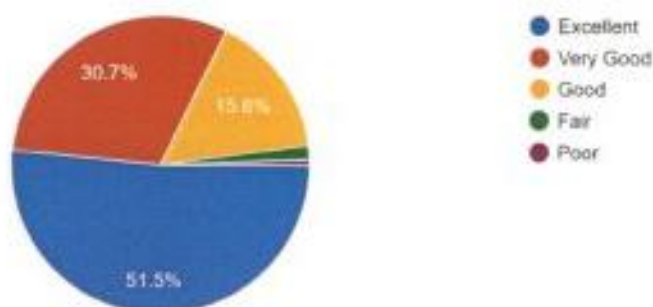
326 responses



The above chart shows the opinion on preparedness of teachers with respect to communication. It is observed that 74.8% opine that teachers are always effective in communication, 16.3% say that communication is sometimes effective, 6% say that it is just satisfactory, 2% say its generally ineffective and balance 1% say that it is very poor. This implies that majority of the students feel that the communication of teachers is very effective

The teacher's approach to teaching can best be described as

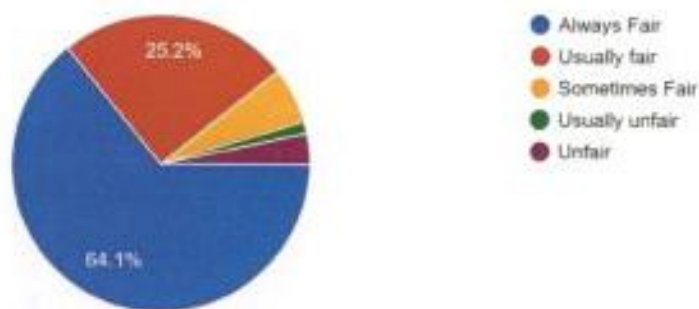
326 responses



The above chart shows the opinion on teachers approach to teaching by the students. It is observed that 51.5% describe it as excellent, 30.7% describe it as very good, 15.6% describe it as good, 2% say it is fair and balance 1% says it is poor. This implies that majority of the students feel that the the approach of teachers' teaching is excellent to very good

Fairness of the internal evaluation process by the teachers.

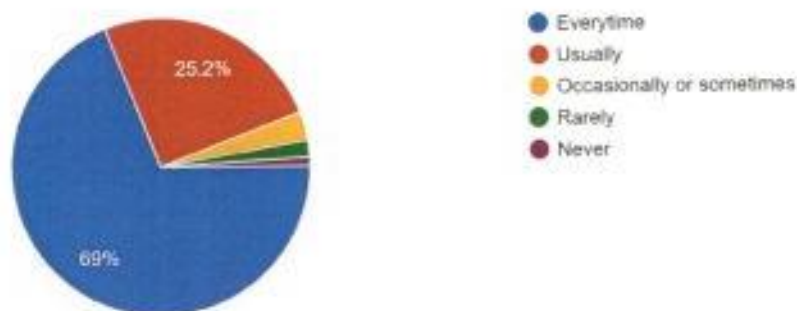
326 responses



The above chart shows the opinion on fairness of internal evaluation process by the teachers. It is observed that 64.1% feel that evaluation process is always fair, 25.2% feel it is usually fair, 7% feel it is sometimes fair, 1% feel that is usually unfair and 3% feel that it is unfair. This implies that the internal evaluation process is fair and reasonable in the institution.

Was your performance in assignments discussed with you?

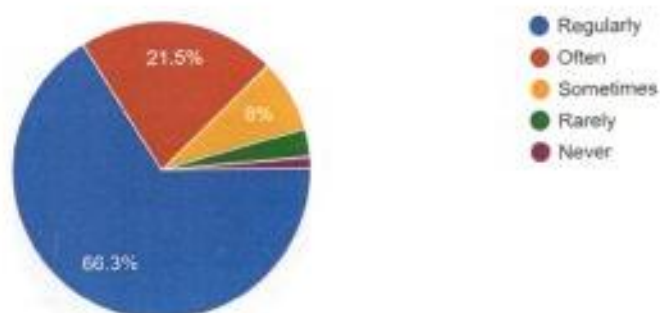
326 responses



The above chart shows the opinion on discussion of the performance of students in assignments with them. It is observed that 69% feel that teachers discuss the performance of assignment with students every time, 25.2% feel it is done usually, 2% feel its done occasionally, 2% fee that it is done rarely and balance 1% says it is never discussed at all . This implies that majority of the students feel that the teachers discuss the performance of students in assignments on regular basis.

The institute takes active interest in promoting internship, student exchange, field visit opportunities for students.

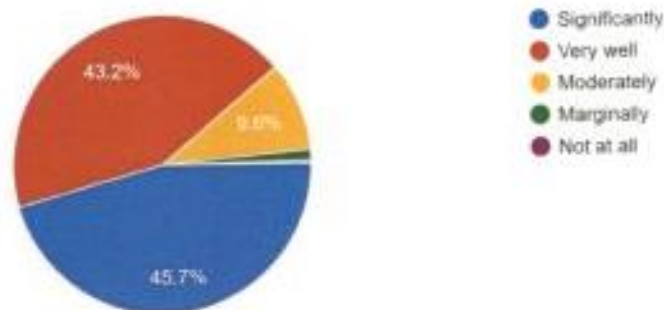
326 responses



The above chart shows the opinion of students on institution's active interest in promoting internship, student exchange, field visit opportunities. It is observed that 66.3% say that institution takes interest on regular basis, 21.5% say it is done often, 8% say it is done sometimes, 3% feel it is rarely done and 1% feel that institution never promotes such activities for students. This implies that majority of the students feel that the institution takes all efforts in promoting internship, student exchange and field visit opportunities

The teaching and mentoring process in your institution facilitates you in cognitive, social and emotional growth.

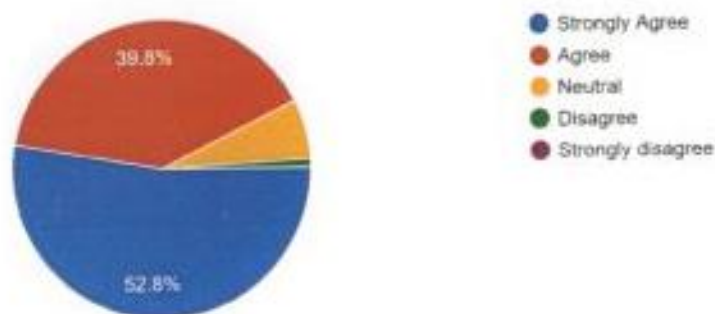
324 responses



The above chart shows the opinion on teaching and mentoring process followed in the institution. It is observed that 45.7% significantly feel that teaching and mentoring process facilitates the students in cognitive, social and emotional growth, 43.2% feel that it contributes very well, 9.6% feel that it contributes moderately, 1% feel that it contributes marginally and balance 1% feel that it doesn't contribute in cognitive social and emotional growth. This implies that majority of the students feel that the mentoring and teaching process of the institution is very effective

The institution provides multiple opportunities to learn and grow.

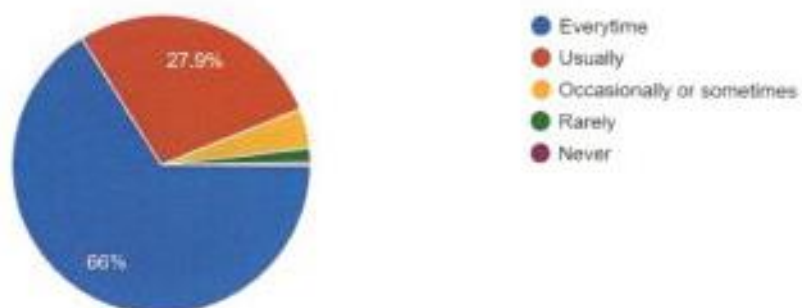
324 responses



The above chart shows the opinion about the opportunities available in the institution to learn and grow. It is observed that 52.8% strongly agree, 39.8% agree, 6% are neutral and balance 2% disagree to the question. This implies that majority of the students feel that the institution offers multiple and ample opportunities to learn and grow.

Teachers inform you about your expected competencies, course outcomes and programme outcomes.

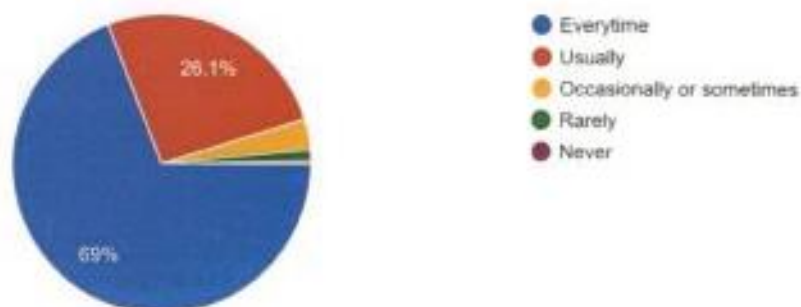
326 responses



The above chart shows the opinion about whether teachers inform the students about their expected competencies, course outcomes and program outcomes. It is observed that 66% says that its everytime, 30% say that it is usually done, 3% feel it is occasionally or sometimes done and remaining 1% feel it is either rarely or never done. This implies that in majority of the cases, the expected competencies, course outcomes and program outcomes are informed by the teachers to the students.

Your mentor does a necessary follow-up with an assigned task to you.

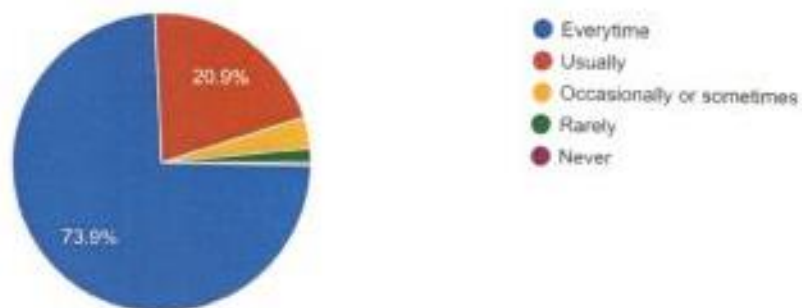
326 responses



The above chart shows the opinion about whether teachers / mentors follow up the tasks assigned to the students. 69% of students feel that it is done every time, 26% opine that it is done usually, 3% feel its occasionally done and remaining feel that it is rarely or never done. This implies that Mentoring process is effective in the institution.

The teachers illustrate the concepts through examples and applications.

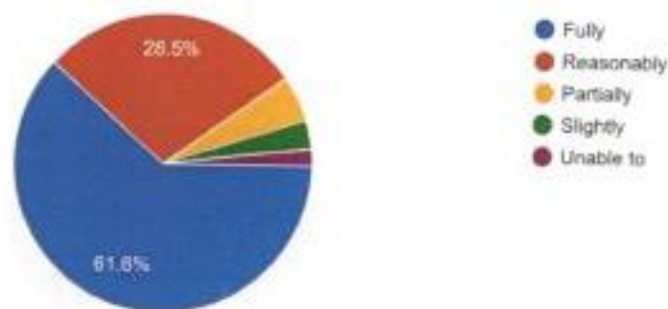
326 responses



The above chart shows the opinion about whether teachers illustrate the concepts through examples and applications. It is observed that 74% says that its every time, 21% say that it is usually done, 4% feel it is occasionally or sometimes done and remaining 1% feel it is either rarely or never done. This implies that in majority of the cases, teachers illustrate the concepts using examples and make them application oriented.

The teachers identify your strengths and encourage you with providing right level of challenges.

323 responses



The above chart shows the opinion about whether teachers identify the strengths and encourage the students with right level of challenges. It is observed that 62% says that it is fully done, 29% say that it is reasonably done, 4% feel it partially done and remaining 2.5% each feel it is slightly or not done at all. This implies that in majority of the cases, teachers help the students in identifying their strengths and encourage the students with right attitude..

Teachers are able to identify your weaknesses and help you to overcome them.

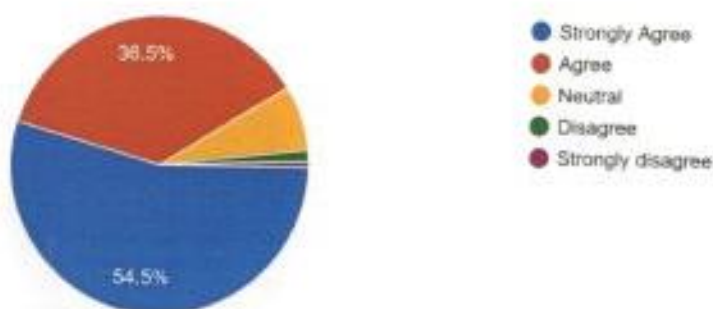
326 responses



The above chart shows the opinion about whether teachers help the students in overcoming their weaknesses. It is observed that 66% says that it is every time, 22% say that it is usually done, 5% feel it is occasionally or sometimes done and remaining 2% and 3% feel it is either rarely or never done. This implies that in majority of the cases, teachers guide the students in overcoming their weaknesses.

The institution makes effort to engage students in the monitoring, review and continuous quality improvement of the teaching learning process.

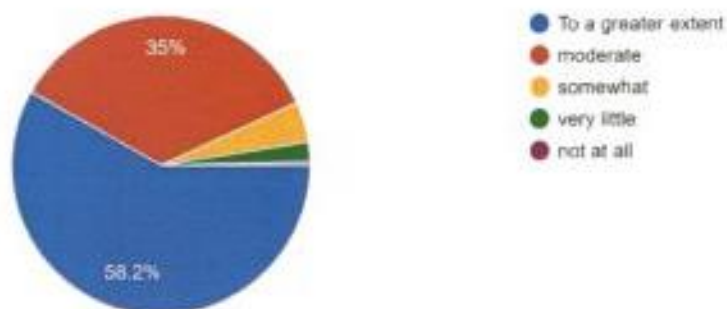
323 responses



The above chart shows the opinion about whether teachers make effort to engage the students in monitoring reviewing and continuously improving the teaching learning process . It is observed that 55% strongly agree, 37% agree to the statement, 6% are neutral and remaining 2% disagree to the statement. This implies that in majority of the cases, students have agreed that teachers engage them productively in teaching and learning process.

The institute/ teachers use student centric methods, such as experiential learning, participative learning and problem solving methodologies for enhancing learning experiences.

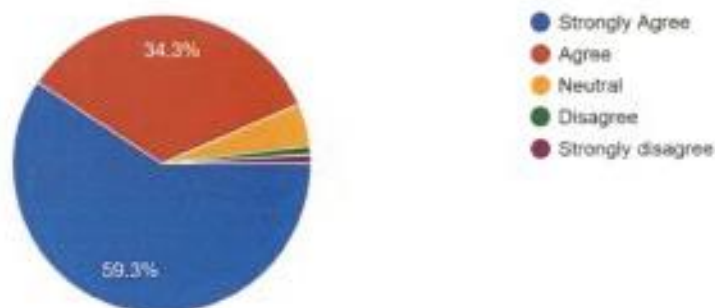
323 responses



The above chart shows the opinion about whether teachers use student centric and experiential learning methodologies in the classroom. It is observed that 58% says that it is done to a greater extent, 35% feel that it is moderately done, 4% feel it is somewhat done and remaining 2% feel that it is done very little amount of times. This implies that in majority of the cases, teachers are using experiential, participative and problem solving methodologies for enhancing learning experiences in the classroom.

Teachers encourage you to participate in extracurricular activities.

324 responses



The above chart shows the opinion about whether teachers encourage extracurricular activities. It is observed that 59% strongly agree, 34% agree, 5% are neutral, and remaining disagree to the statement. This implies that in majority of cases, teachers encourage students to participate in extracurricular activities aimed at their holistic development.

Efforts are made by the institute/ teachers to inculcate soft skills, life skills and employability skills to make you ready for the world of work.

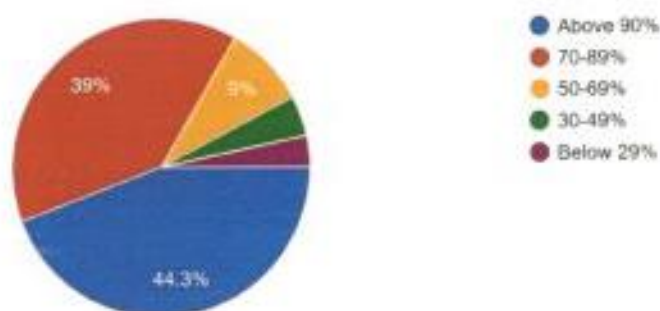
323 responses



The above chart shows the opinion about whether teachers inculcate soft skills, life skills and employability skills and make the students industry ready. It is observed that 63% says that it is done to a greater extent, 31% say that it is moderately done, 4% feel that it is somewhat done and remaining feel that it is done very little amount of time. This implies that institution gives importance to soft skills, life skills and employability skills thereby making the students industry ready in real sense.

What percentage of teachers use ICT tools such as LCD projector, Multimedia, etc. while teaching.

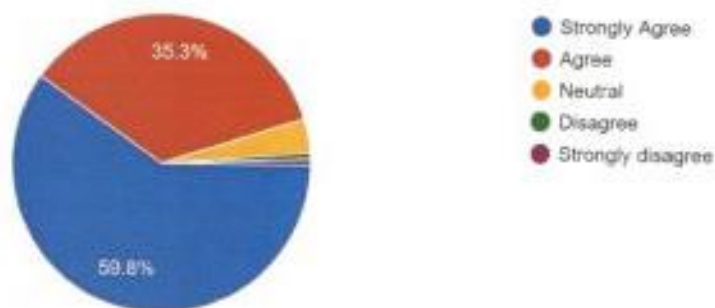
323 responses



The above chart shows the opinion about percentage of teachers using ICT tools while teaching. It is observed that 44% say that the usage is above 90%, 39% say it is between 70-9%, 9% say that it is between 50-9%. This implies that ICT is used by the teachers to a greater extent in their teaching process in the institution.

The overall quality of teaching-learning process in your institute is very good.

323 responses



The above chart shows the opinion about overall teaching learning process in the institution. It is observed that 60% strongly agree, 35% agree, 4% are neutral and remaining 1% disagree to the statement. This implies that overall teaching learning process is very effective in the institution

Suggestions

- Nothing
- Good
- Good teaching
- Teaching is good
- It is very good college and teachers are very friendly
- Everything is perfect
- Excellent teaching
- Give more examples while teaching
- Overall good in teaching
- Now only the teachers are good and best .
- To conduct more activities
- Teaching is good in institution
- Nothing to improve
- No Suggestions
- *Got to stick on fun learning *Institution teachers lack taking student observation seriously
- I'm happy and satisfied with the overall teaching and their encouragement
- Rarely skipping topics 2. If teachers are more friendly and interactive it will motivates to come college with positive thoughts
- It's better in every activity
- Teachers should converse same with both boys and girls Teachers should explain the module and topic which student did not attend on that particular day Or subject period... Please make sure that some of the teachers should wear saree and inner wear properly

- Helpfull
- Keep it up
- Teaching is good .we can understand the teaching
- Nothing the clg is great
- Guiding for the next course will be very useful 2. Teacher should communicate in live with students whatever is going in class ..
- text books
- While given notes should give slowly
- Give some freedom for students to give their feedback
- All teacher are teaching very Well
- Everything is well maintained By our Institute.
- Wants more intership and job placement More help in project work Help in building job career
- Teachers should explain with real life example so that it can be easy to understand Teacher should know the concept thoroughly before teaching it to students. Notes should be given briefly which covers all the topics.
- To conduct extra curriculum activities or events in college
- Giving every information regarding every activities taking place in the campus
- To give short breaks and extend lunch break
- Give more example
- Sports and culture
- Teachers are all good at teaching n giving us knowledge
- More more Student orientation program and No more sports activities in campus except volleyball and cricket, We focus on others team sports activities (kabaddi, badminton, indoor games)
- We want more sports, cultural activities
- Do more sports and cultural activities Need to solve important question of last year papers
- Teaching was good
- More real time example
- Nothing like that
- •Implement interactive teaching methods. •Utilise technology effectively. •Provide regular feedback mechanism.
- they are already best
- Everything is good But they should give good IA marks
- Provide basic knowledge of computer like Excel, Ma word etc..

The above suggestions were taken constructively by the institution and students were called for and were addressed of their queries.

B. Rammya
 Dr B Rammya
 (IQAC Coordinator)

Dr R Parvathi
 PRINCIPAL
 VET. SCIENCE COLLEGE
 J. R. Nagarajpet, 560 078
 (IQAC Chairperson)



VET FIRST GRADE COLLEGE

Permanently Affiliated to Bengaluru City University, Recognised u/s 2(f) & 12 (B) of UGC Act) NAAC Accredited A Grade

#18, 14TH Main, J.P. Nagar II Phase, Bengaluru – 560078

Ph: 080 -26586808 E-Mail: vetfgc@rediffmail.com Website: www.vetinst.org


ACTION TAKEN ON STUDENT FEEDBACK ON CURRICULUM 2023-24

Following are few suggestions given by Alumni and the action taken is recorded

Feedback	Action taken
Can u give placement for bsc fad student	RSJ Inspection Ltd is regularly placing students and many students are placed during project internships itself.
Should explain more in kannada	The medium of instruction in the Institution is English. However, teachers have been advised to teach or explain in Kannada as well.
Unfair basis of utilisation of sports equipment only b.com students are given more parotitis by Physical education teacher	Student must respect the teacher and follow the instruction given.
Maintaining of washrooms and classrooms are bad, because when we sit on the bench there will be full dust .2.1 found that there is no value for suggestion box in the college.	Student was called and heard. Also advised students to put water after every use and also incinerator has been installed in ladies toilet for hygiene.
Need more books for reference	10:1 ratio books are purchased and maintained in the library apart from reference books and Department library. Student advised to circulate the books rather than reserving for the entire year.
We need more outdoor game	Being a semester scheme, students are advised to balance curricular, extra-curricular and sports activities within the time frame given by the University. Hence annual sports activities, indoor and outdoor sports events like Kabbadi, Throw ball, Kho-kho, Volleyball etc. are organized as competitions only. However students can use all the available facilities after

	class hours till 5.30pm on daily basis
Needed more programs regards training and development	AISECT, IIT Bombay, Infosys Springboard courses are all based on computers. Advised to attend these courses regularly
Scholarship should be provided still more	85% of students are provided with scholarship apart from fee concession. However student should show their academic progress for continuity of the same.


IQAC Coordinator


IQAC Chairperson and Principal
PRINCIPAL
V.E.T. FIRST GRADE COLLEGE
J.P. Nagar, Bangalore-560 078



V.E.T. FIRST GRADE COLLEGE

(Permanently Affiliated to Bengaluru City University, Listed U/s 2(f) & 12(B) of UGC Act)

Report on - Employers Feedback Analysis 2023-24

The feedback collected from the different employers who participated in various campus drives, which was organized to place our final year BCA, BCom, BBA and MCom students. Feedback analysis helps us to understand the performance of our students; we can evaluate the strength and weakness of our students and work towards the improvement. This feedback provides specific information on how to improve.

Total number of collected responses are from 13 different organizations:

Name of the Organization:

1. Quess Corp
2. Anurva Advanced Techserve Pvt Ltd
3. Child Support Foundation
4. Geetham Software PVT LTD
5. Winfeet IT Soutlion
6. Essvee Recruittech
7. Buzzwork Business Services
8. HR Lab
9. Team Lease
10. VIBRANT Tech Solution
11. Greet Technologies
12. Ravindu Motors Pvt Ltd
13. Aisect Limited

The Questionnaire as follows:

Communication Skills
13 responses



100% of the employers stated that the communication skills of our students are satisfactory.

Domain Knowledge and Skills
13 responses



100% of the employers stated that the domain knowledge and skills of our students are satisfactory.

Self Motivated and capable of handling responsibilities

13 responses



100% of the employers stated that the students are self motivated and capable of handling responsibilities.

Leadership Qualities

13 responses



100% of the employers stated that the leadership qualities of our students are satisfactory.

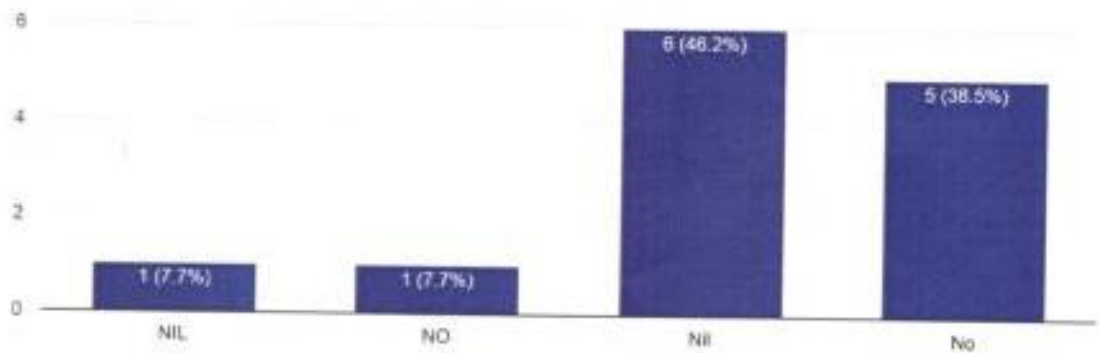
Goal Oriented
13 responses



● Satisfactory
● unsatisfactory

100% of the employers stated that our students are goal-oriented.

Any Suggestions?
13 responses



The employers are happy with the student's performance.

Prepared by,

Shamimunnisabi

Placement Co-Ordinator

Dr. Rammya. B

IQAC Co-Ordinator

Principal & Academic Director
PRINCIPAL
V.E.T. FIRST GRADE COLLEGE
J.P. Nagar, Bangalore-560 078

VET FIRST GRADE COLLEGE



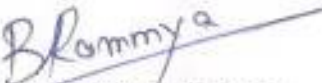
Permanently Affiliated to Bengaluru City University, Recognised u/s 2(f) & 12 (B) of UGC Act) NAAC Accredited A Grade

#18, 14TH Main, J.P. Nagar II Phase, Bengaluru – 560078

Ph: 080 -26586808 E-Mail: vetfgc@rediffmail.com Website: www.vetinst.org

ACTION TAKEN ON EMPLOYER FEEDBACK 2023-24

The employers are happy with the student's performance. And hence no action taken has been recorded. However the institution is improving its efforts on improving the students' personality and overall aspect by conducting various career-oriented programs, short term courses to make them industry ready.


IQAC Coordinator


IQAC Chairperson and Principal
PRINCIPAL
V.E.T. FIRST GRADE COLLEGE
J.P. Nagar, Bangalore-560 078



VET FIRST GRADE COLLEGE

Permanently Affiliated to Bengaluru City University, Recognised u/s 2(f) & 12 (B) of UG Act)

#18, 14TH Main, J.P. Nagar II Phase, Bengaluru – 560078

Ph: 080 -26586808 E-Mail: vetfgc@rediffmail.com Website: www.vetinst.org

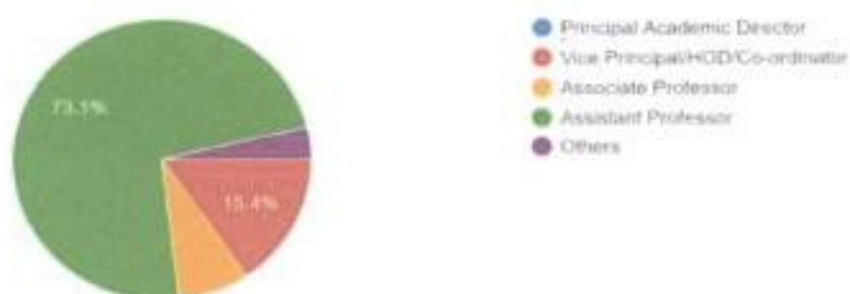
REPORT ON FACULTY FEEDBACK FOR THE ACADEMIC YEAR-2023-24

Feedback plays a significant role in assuring and enhancing the quality of any education program. All the institutions of higher education use some kind of feedback mechanism at different levels with specific tools related to various areas of the program. Feedback catalyses continuous improvement. An institution is a place of study for students, as well as workplaces for faculty. Faculty members directly or indirectly play a vital role in how the institution can be developed. So, it is important to get feedback from the students as well as from the faculty about the institution. An annual survey was conducted to assess the satisfaction of faculty regarding the resources and recognition given by the college. Each year we ask faculty to complete a feedback form to gain an insight into how college could improve on various parameters.

Faculty feedback is vital for colleges as it enhances student learning and engagement, ensuring academic excellence. It provides insights into student progress and teaching effectiveness, informing curriculum improvements. Constructive feedback fosters a positive learning environment and strengthens student-faculty relationships. For faculty, feedback aids in professional development and helps maintain high educational standards. Additionally, it prepares students for their future careers by honing critical thinking and self-assessment skills. Overall, faculty feedback is a cornerstone for sustaining academic quality and institutional growth, benefiting both educators and the overall society.

Designation

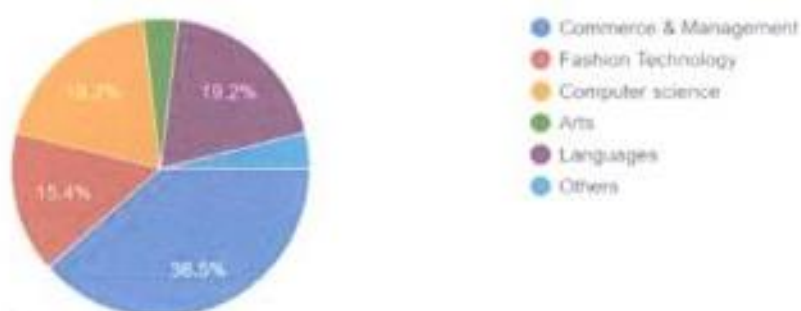
26 responses



The above pie chart represents that the majority (73.1%) of the respondents are Assistant Professors, 15.4% of the respondents are Vice Principal/HOD/Co-ordinators, 7.7% of the respondents are Associate Professor and the remaining 3.8% of the respondents are others.

Department

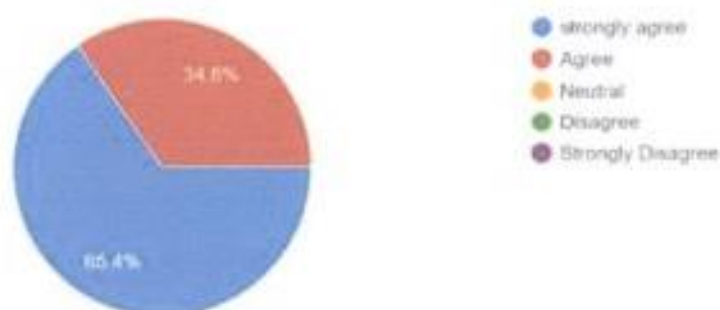
26 responses



The above pie chart shows that the majority (38.5%) of the respondents are from Commerce & Management department, 19.2% of the respondents are from Computer science & Languages and the remaining 3.8% are from Arts and others.

Studies Ensure the relevance of the program offered

26 responses



The above pie chart shows that the majority (65.4%) of the faculty strongly agreed that the studies ensure the relevance of the program offered, and the remaining 34.6% agreed that the studies ensure the relevance of the program offered by the college.

Weightage of curriculum design and development given to employment

26 responses



The above pie chart represents that the majority 50% of the faculty respondents agreed that weightage of curriculum design and development was given to employment, 46.2% of the faculty respondents strongly agreed that weightage of curriculum design and development was given to employment and the remaining 3.8% of the faculty respondents were neutral on weightage of curriculum design and development given to employment.

The curriculum has been updated periodically

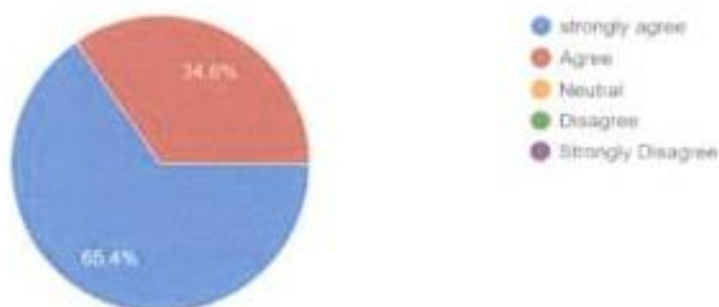
26 responses



The above pie chart represents that the majority (57.7%) of the faculty respondents strongly agreed that the curriculum has been updated periodically and the remaining 42.3% of the faculty respondents agreed that the curriculum has been updated periodically.

The meritorious students are encouraged with add on programs

26 responses



The above pie chart represents that the majority (65.4%) of the faculty respondents strongly agreed that the meritorious students are encouraged with add on programs and the remaining 34.6% of the faculty respondents agreed that the meritorious students are encouraged with add on programs.

Academically weak students are encouraged with remedial class

26 responses



The above pie chart represents that the majority (53.8%) of the faculty strongly agreed that academically weak students are encouraged with remedial class, 42.3% of the faculty agreed that academically weak students are encouraged with remedial class, and the remaining 3.9% of the faculty are neutral for the encouragement of weak students' encouragement given with remedial classes.

calendar of events is followed

26 responses



The above pie chart represents that the majority (57.7%) of the faculty strongly agreed that calendar of events is followed and the remaining 42.3% of the faculty agreed that calendar of events is followed.

The library is given a preference

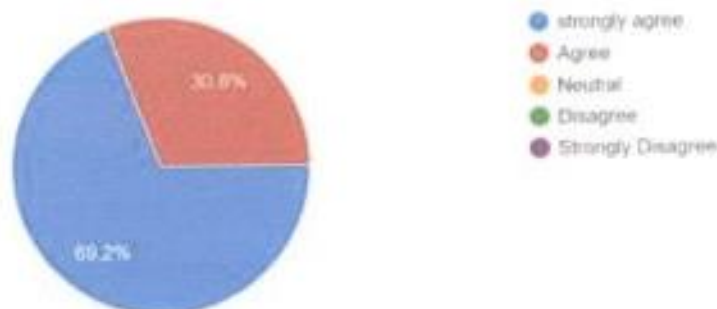
26 responses



The above pie chart represents that the majority (57.7%) of the faculty strongly agreed that library is given preference, and the remaining 42.3% of the faculty agreed that library is given preference in the college campus.

Professors are supported with learning resources and teaching aids

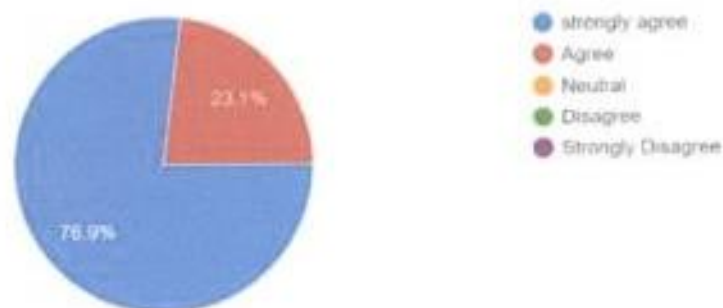
26 responses



The above pie chart represents that the majority (69.2%) of the faculty respondents strongly agreed that they are supported with learning resources and teaching aids, and the remaining 30.8% of the faculty agreed that they are supported with learning resources and teaching aids by the college.

Professors are encouraged to carry out the research activities

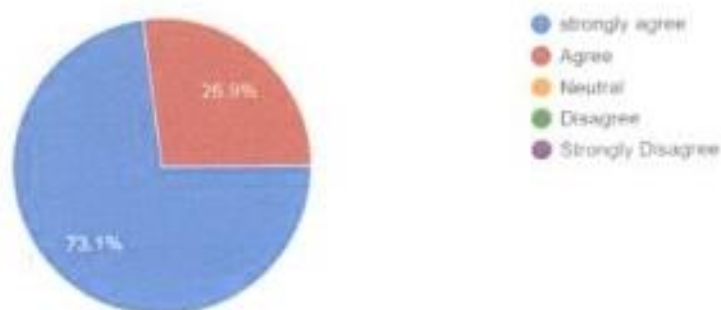
26 responses



The above pie chart represents that the majority (76.9%) of the faculty respondents strongly agreed that they are encouraged to carry out the research activities, and the remaining 23.1% of the faculty respondents agreed that they are encouraged to carry out the research activities by the college.

Professors are encouraged to organize and participate in academic activities like seminars/workshops/symposiums/conferences

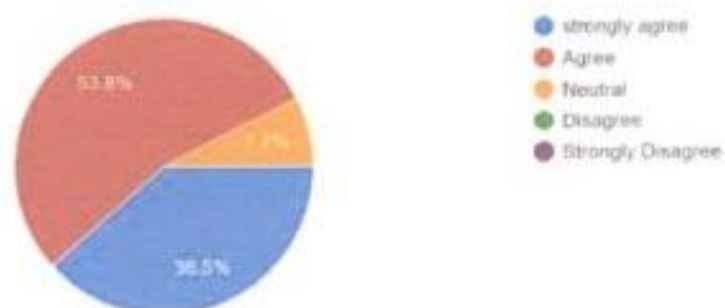
26 responses



The above pie chart represents that the majority (73.1%) of the faculty respondents strongly agreed that they are encouraged to organize and participate in academic activities like seminars/workshops/symposiums/conferences, and the remaining faculty respondents agreed that they are encouraged to organize and participate in academic activities like seminars/workshops/symposiums/conferences by the college.

The service of the professors is recognized

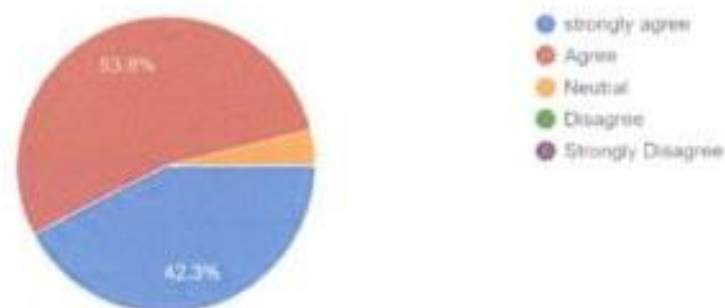
26 responses



The above pie chart represents that the majority (53.8%) of the faculty respondents agreed that the service of them is recognized, 38.5% of the faculty respondents agreed that the service of them is recognized and the remaining 7.7% of the faculty respondents agreed that the service of them is recognized.

Facilities available & infrastructure for the learning environment are adequate

26 responses



The above pie chart represents that the majority (53.8%) of the faculty agreed that the available facilities and infrastructure are adequate for the learning environment, 42.3% of the faculty strongly agreed that the available facilities and infrastructure are adequate for the learning environment, and the remaining 3.9% of the faculty agreed that the available facilities and infrastructure are adequate for the learning environment.

The administration is readily accessible

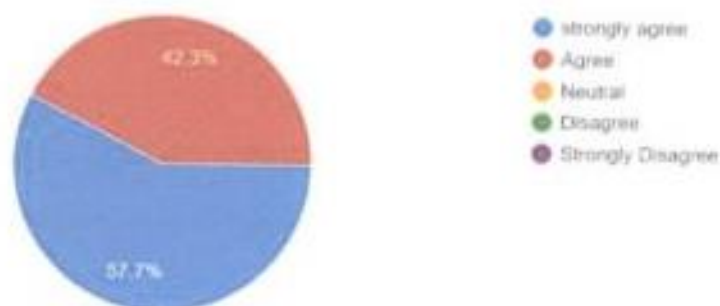
26 responses



The above pie chart represents that the majority (53.8%) of the faculty strongly agreed that the administration is readily accessible, 38.5% of the faculty agreed that the administration is readily accessible, and the remaining 7.7% of the faculty are neutral to the ready accessibility of administration.

The quality initiatives are taken up to match the above curriculum

26 responses



The above pie chart represents that the majority (57.7%) of the faculty strongly agreed that the quality initiatives are taken up to match the curriculum, and the remaining 42.3% of the faculty agreed that the quality initiatives are taken up to match the curriculum.

The IQAC functions regularly to promote the quality of the institution

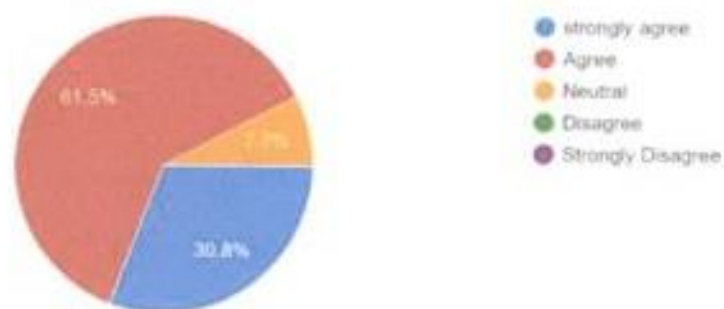
26 responses



The above pie chart represents that the majority (50%) of the faculty strongly agreed that the IQAC functions regularly to promote the quality of the institution, 46.2% of the faculty strongly agreed that the IQAC functions regularly to promote the quality of the institution, and the remaining 3.8% the faculty responded neutral towards the IQAC functions regularly to promote the quality of the institution.

The institution is providing adequate opportunities to support the faculty and their family members

26 responses



The above pie chart represents that the majority (61.5%) of the faculty agreed that the institution provides adequate opportunity to support the faculty and their family members, 30.8% of the faculty agreed that the institution provides adequate opportunity to support the faculty and their family members, and the remaining 7.7% of the faculty are neutral towards the adequate opportunities and support given to the faculty and their family members provided by the institution.

SUGGESTIONS GIVEN BY FACULTY

- Kindly consider adding few more casual and medical leaves
- Nothing
- Is good
- Nothing as such
- No comments
- Nil
- Everything is going nicely
- Happy in my college

Preethi

Report prepared by
Dr. Preethi Inampudi
Asst.Prof, VETFGC

Shamya

IOAC Coordinator

P. HST

Principal & Academic Director

PRINCIPAL
V.E.T. FIRST GRADE COLLEGE
J.P. Nagar, Bangalore-560 078



V E T FIRST GRADE COLLEGE

J P NAGAR, BENGALURU

ACTION TAKEN ON FACULTY FEEDBACK 2023-24

Following are few suggestions given by teachers and the action taken is recorded

Feedback	Action taken
Kindly consider adding few more casual and medical leaves	12 casual leaves are been given
Please sponsor for publishing books – textbooks	Management is sponsoring for book publication for faculties


IQAC Coordinator


IQAC Chairperson and Principal
PRINCIPAL
V.E.T. FIRST GRADE COLLEGE
J.P. Nagar, Bangalore-560 078